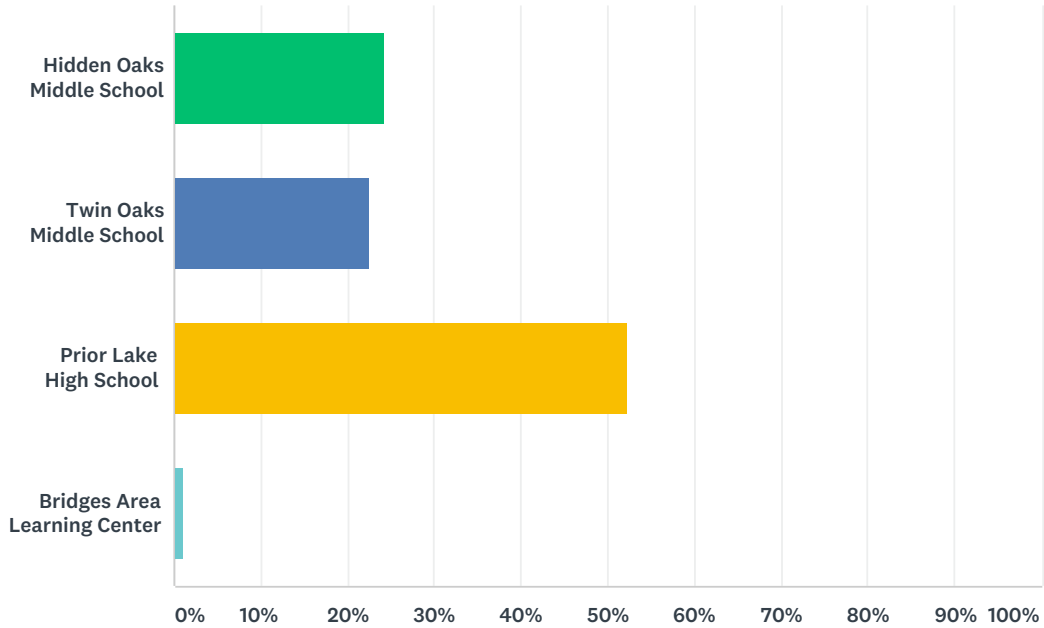


Q1 My school is:

Answered: 3,346 Skipped: 6

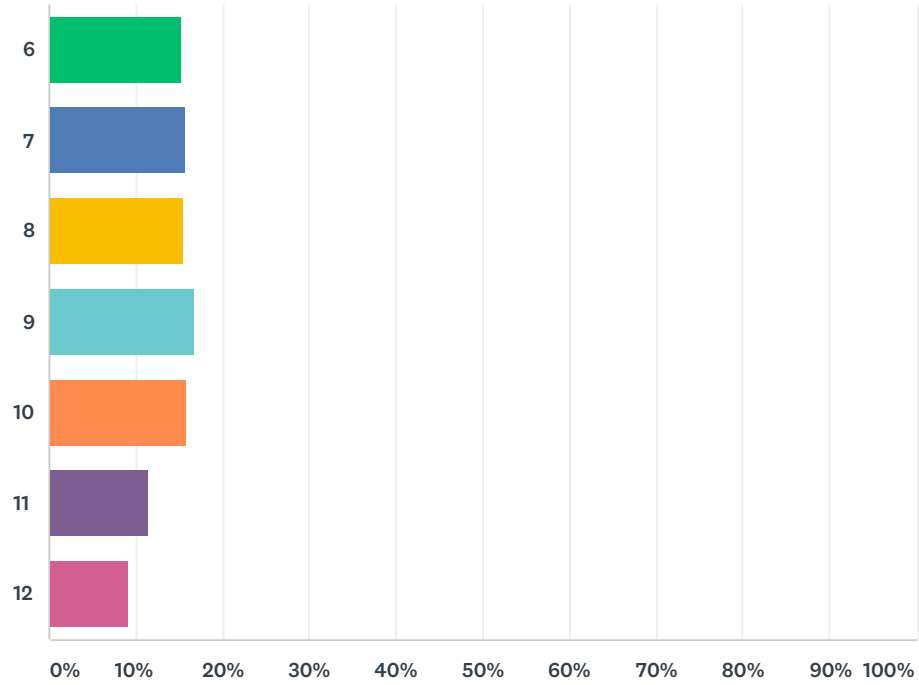


ANSWER CHOICES	RESPONSES	
Hidden Oaks Middle School	24.18%	809
Twin Oaks Middle School	22.59%	756
Prior Lake High School	52.27%	1,749
Bridges Area Learning Center	0.96%	32
TOTAL		3,346

Q2 I am in grade:

Answered: 3,350 Skipped: 2

ISD 719 Secondary Student Satisfaction Survey (18-19)

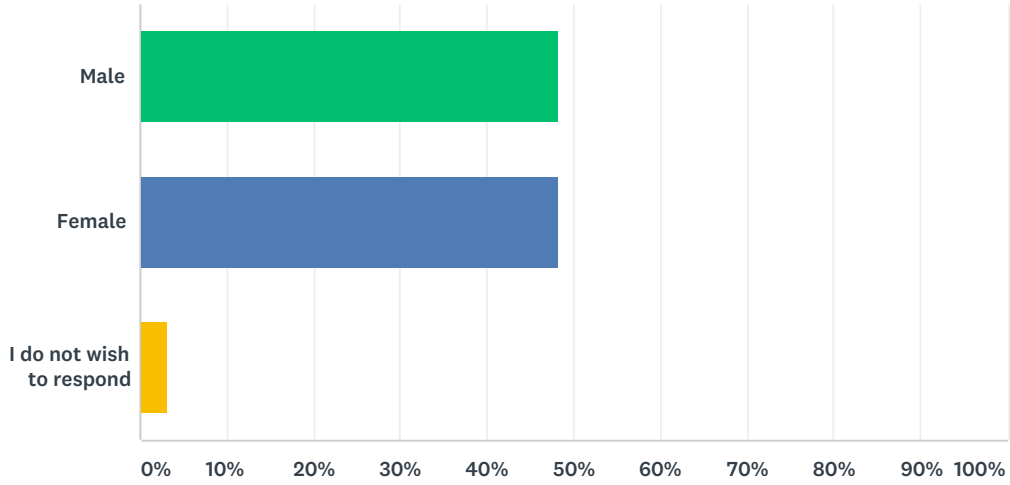


ANSWER CHOICES	RESPONSES	
6	15.34%	514
7	15.70%	526
8	15.49%	519
9	16.75%	561
10	15.94%	534
11	11.55%	387
12	9.22%	309
TOTAL		3,350

Q3 I am:

Answered: 3,301 Skipped: 51

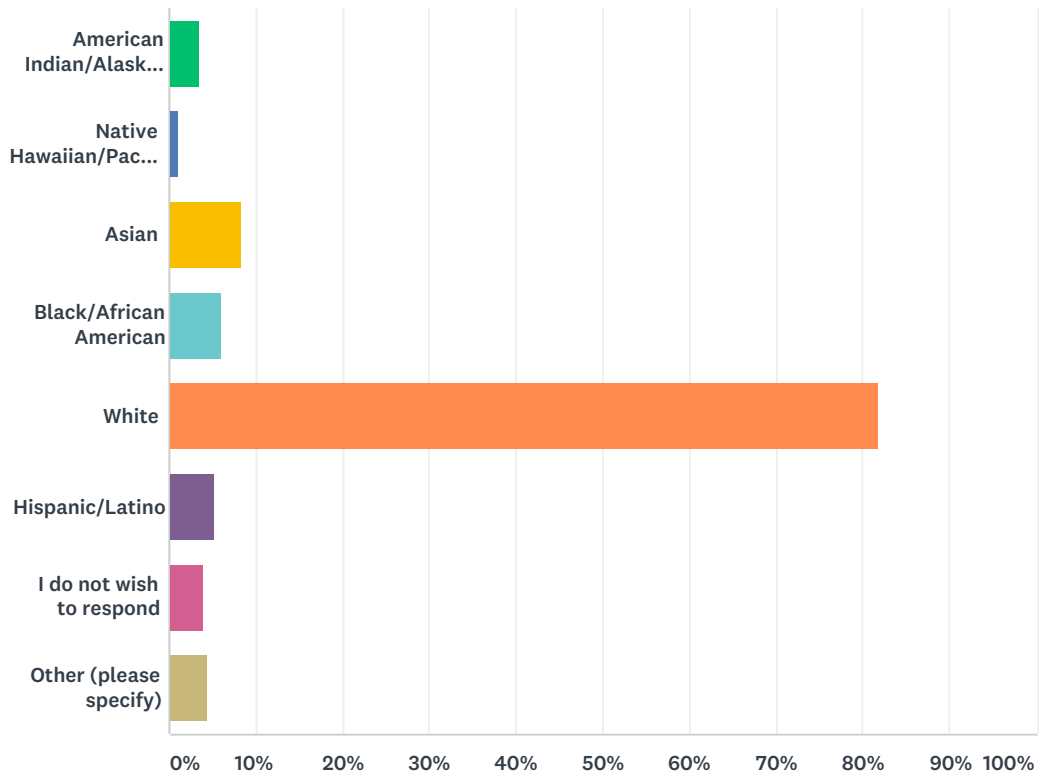
ISD 719 Secondary Student Satisfaction Survey (18-19)



ANSWER CHOICES	RESPONSES	
Male	48.41%	1,598
Female	48.35%	1,596
I do not wish to respond	3.24%	107
TOTAL		3,301

Q4 I am: (check all that apply)

Answered: 3,345 Skipped: 7



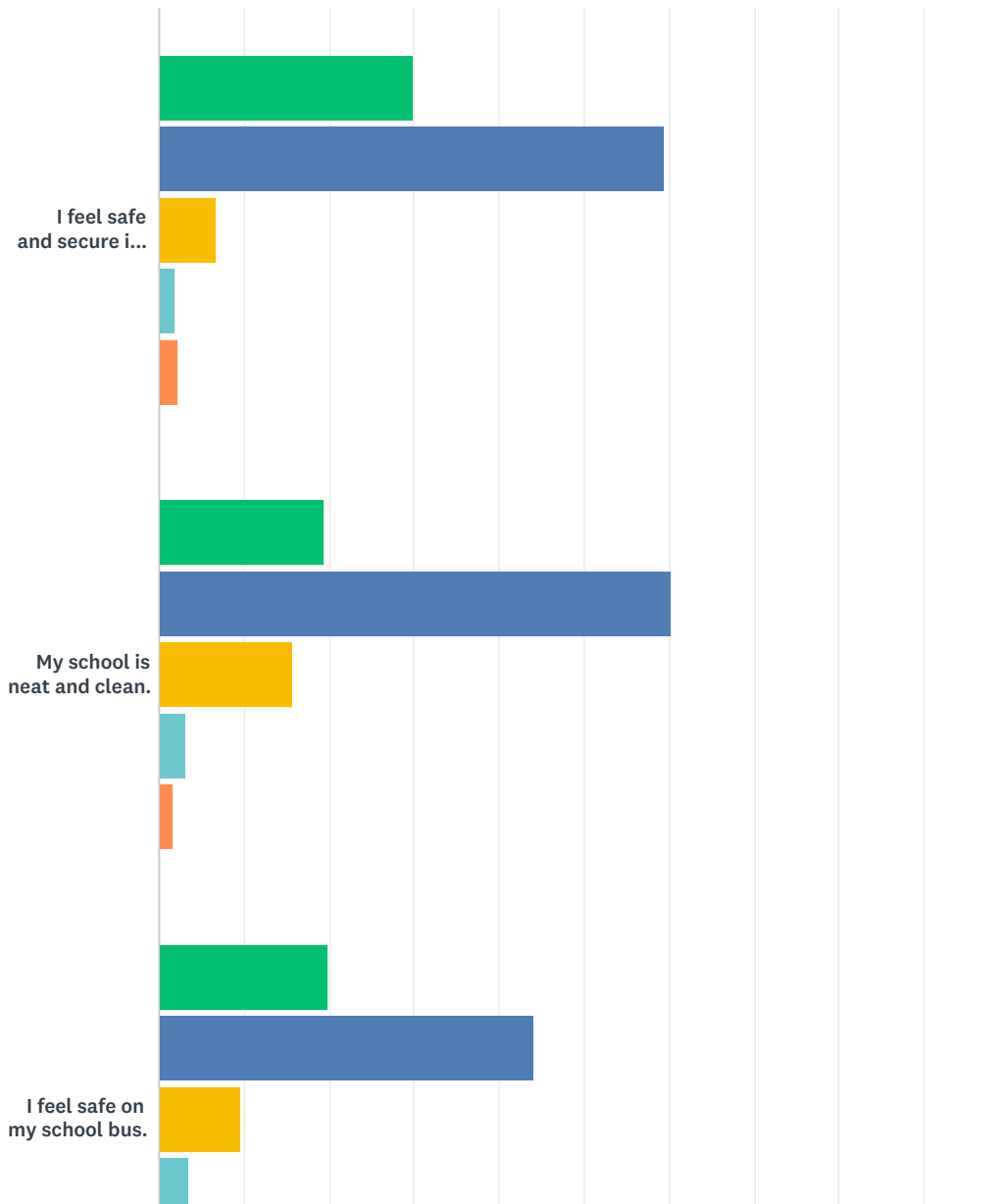
ANSWER CHOICES	RESPONSES
----------------	-----------

ISD 719 Secondary Student Satisfaction Survey (18-19)

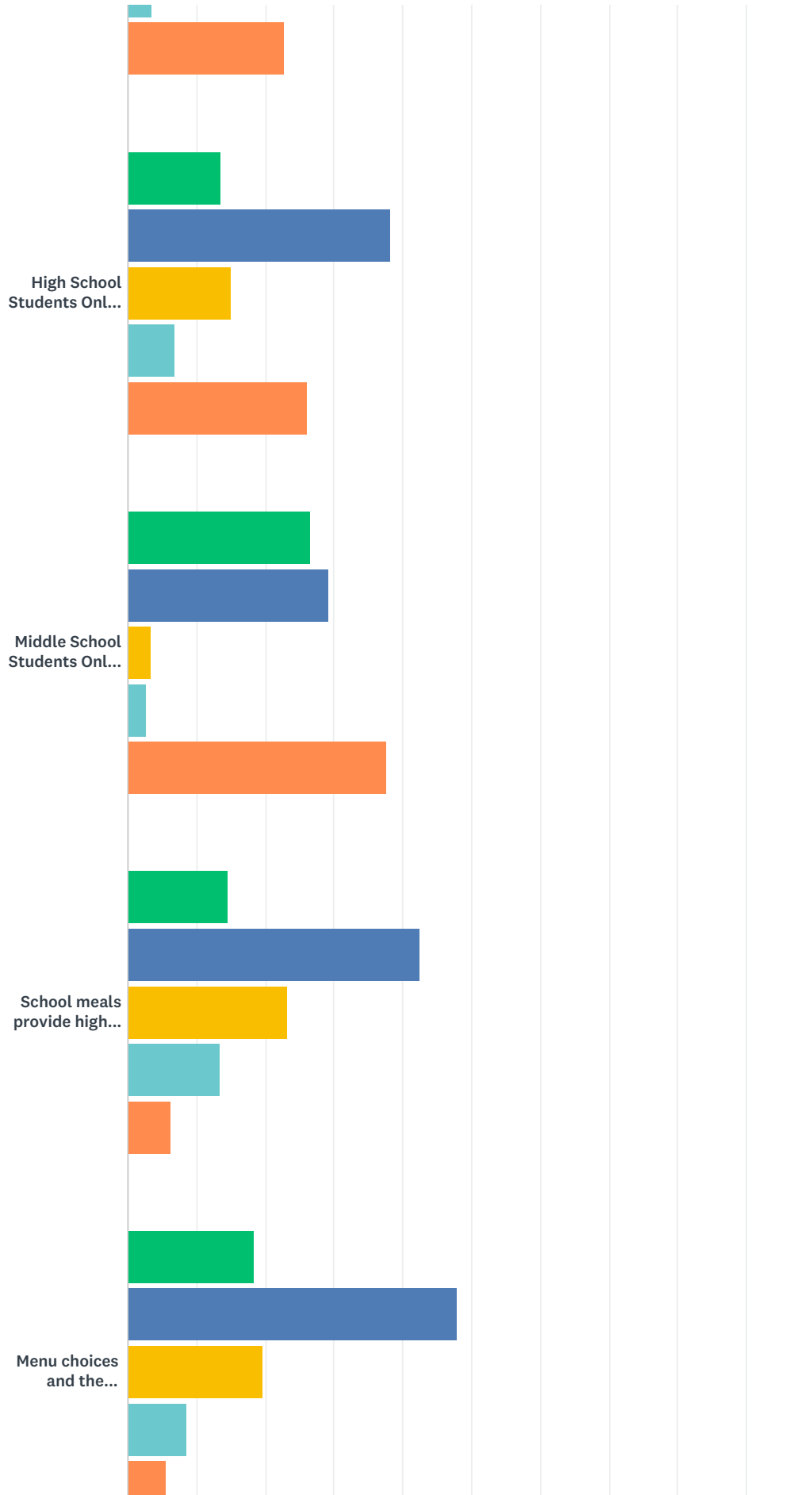
American Indian/Alaskan Native	3.62%	121
Native Hawaiian/Pacific Islander	1.08%	36
Asian	8.31%	278
Black/African American	5.98%	200
White	81.82%	2,737
Hispanic/Latino	5.17%	173
I do not wish to respond	3.95%	132
Other (please specify)	4.42%	148
Total Respondents: 3,345		

Q5 Please answer questions about your school environment.

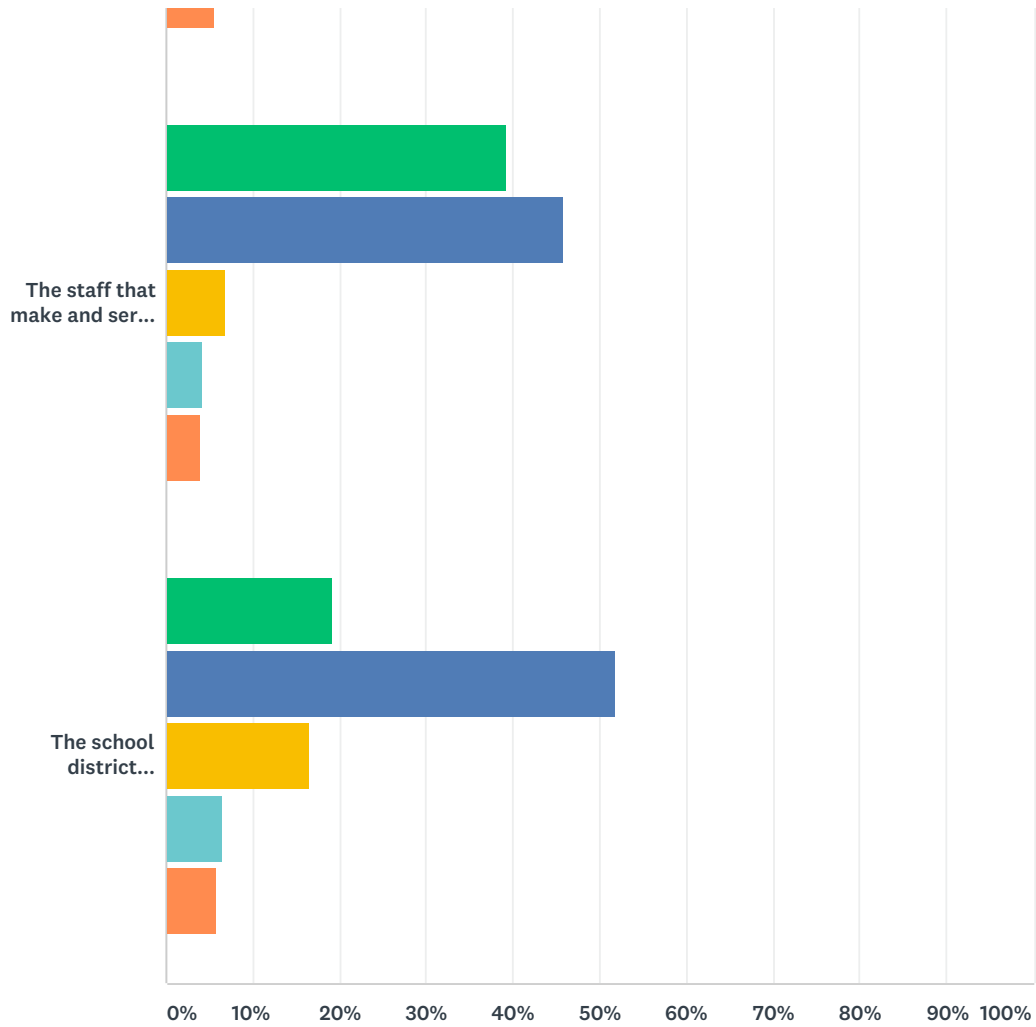
Answered: 3,305 Skipped: 47



ISD 719 Secondary Student Satisfaction Survey (18-19)



ISD 719 Secondary Student Satisfaction Survey (18-19)



■ Strongly Agree
 ■ Agree
 ■ Disagree
 ■ Strongly Disagree
■ I Don't Know/Not Applicable

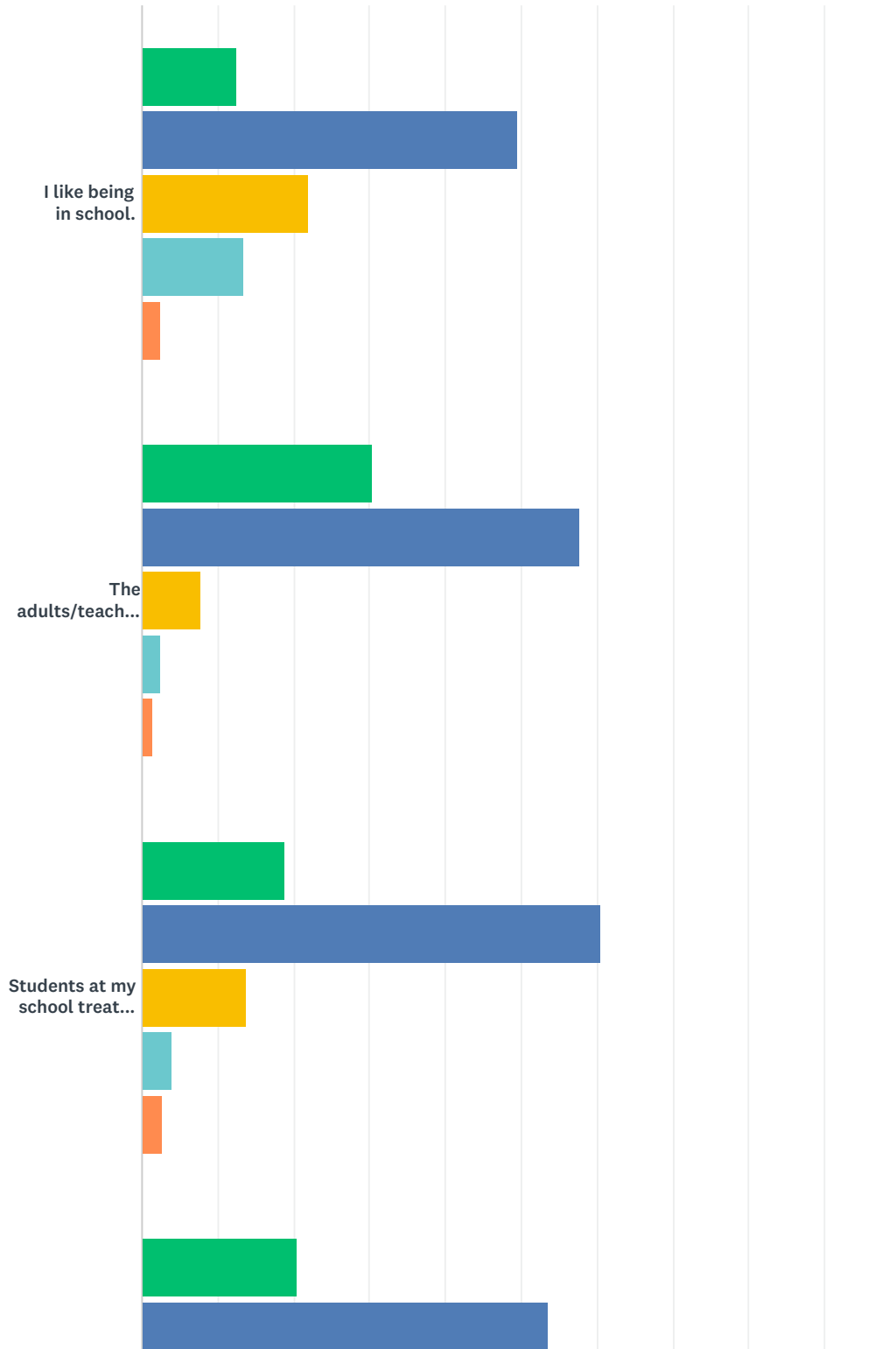
	STRONGLY AGREE	AGREE	DISAGREE	STRONGLY DISAGREE	I DON'T KNOW/NOT APPLICABLE	TOTAL
I feel safe and secure in my school.	29.86% 985	59.50% 1,963	6.64% 219	1.79% 59	2.21% 73	3,299
My school is neat and clean.	19.36% 638	60.18% 1,983	15.60% 514	3.13% 103	1.73% 57	3,295
I feel safe on my school bus.	19.94% 644	44.09% 1,424	9.69% 313	3.47% 112	22.82% 737	3,230
High School Students Only: I feel safe in the school parking lot.	13.64% 324	38.36% 911	15.12% 359	6.82% 162	26.06% 619	2,375
Middle School Students Only: I feel safe crossing the street during the school day between Hidden Oaks and Twin Oaks.	26.66% 642	29.36% 707	3.45% 83	2.78% 67	37.75% 909	2,408
School meals provide high quality at a good value.	14.61% 481	42.53% 1,400	23.18% 763	13.40% 441	6.29% 207	3,292
Menu choices and the nutritional content are well communicated.	18.36% 601	47.86% 1,567	19.64% 643	8.49% 278	5.65% 185	3,274

ISD 719 Secondary Student Satisfaction Survey (18-19)

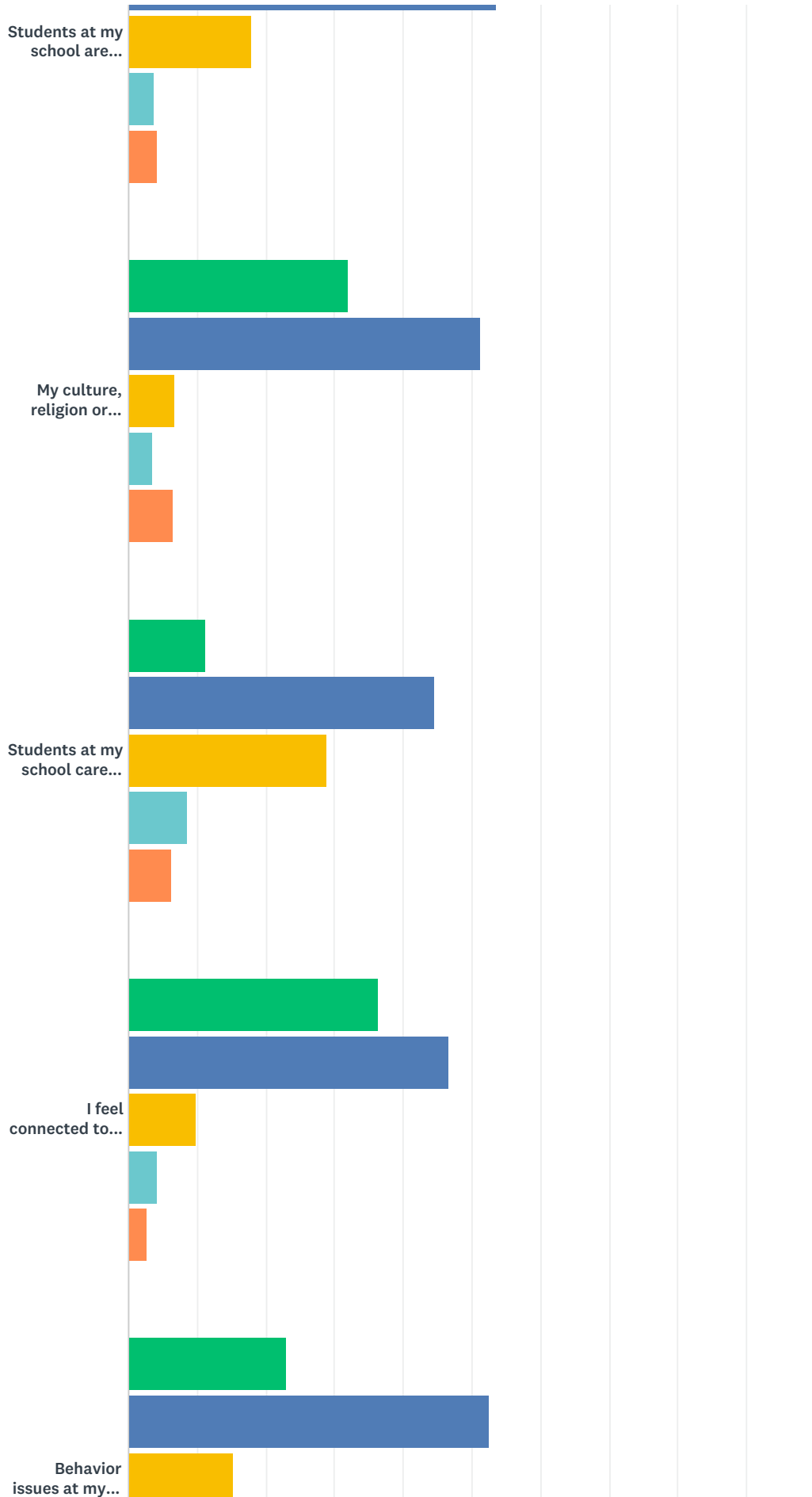
The staff that make and serve the meals are friendly and helpful.	39.23% 1,292	45.89% 1,511	6.80% 224	4.10% 135	3.98% 131	3,293
The school district provides healthy meals overall.	19.26% 635	51.84% 1,709	16.59% 547	6.55% 216	5.76% 190	3,297

Q6 Please answer the following questions about your school culture.

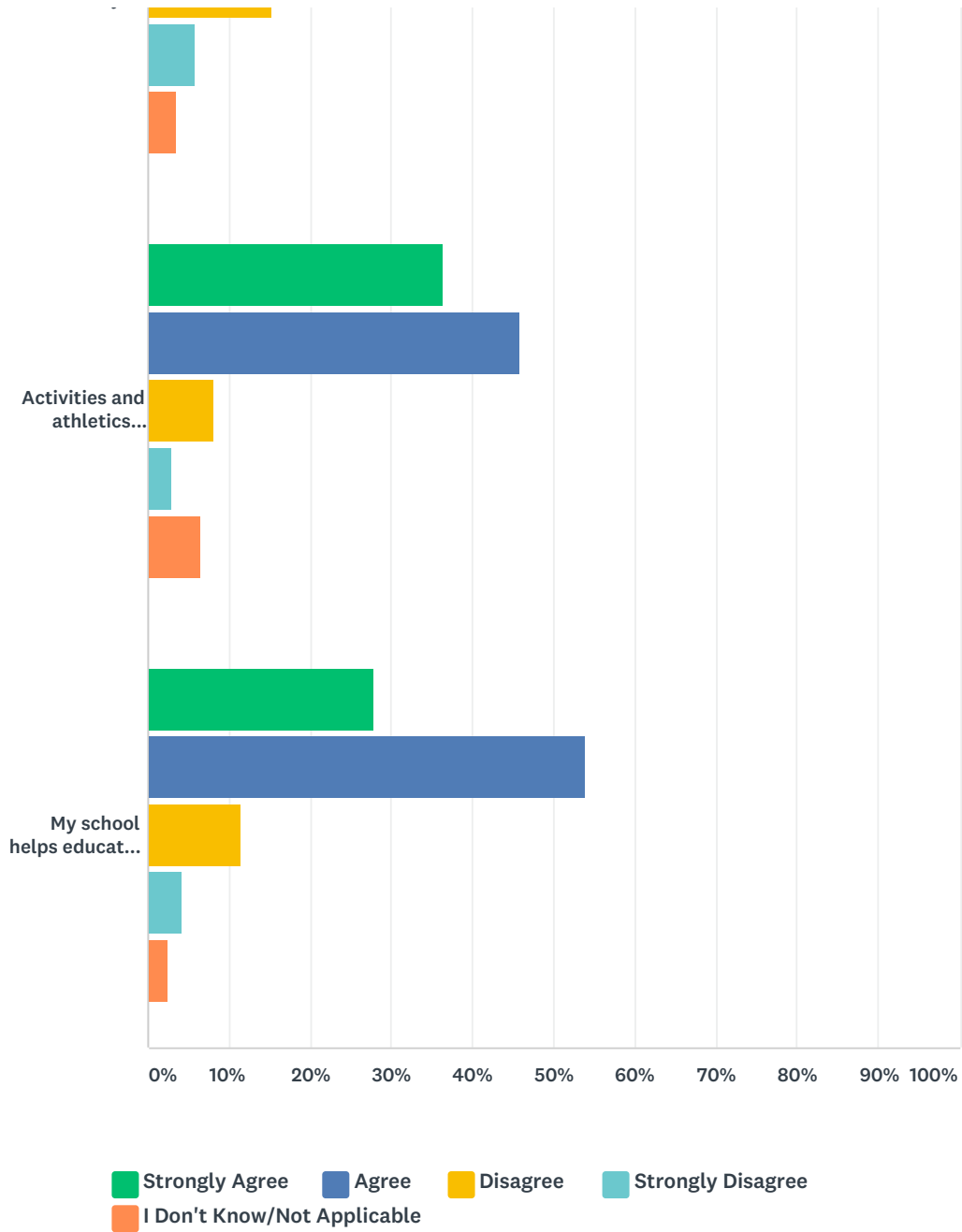
Answered: 3,284 Skipped: 68



ISD 719 Secondary Student Satisfaction Survey (18-19)



ISD 719 Secondary Student Satisfaction Survey (18-19)



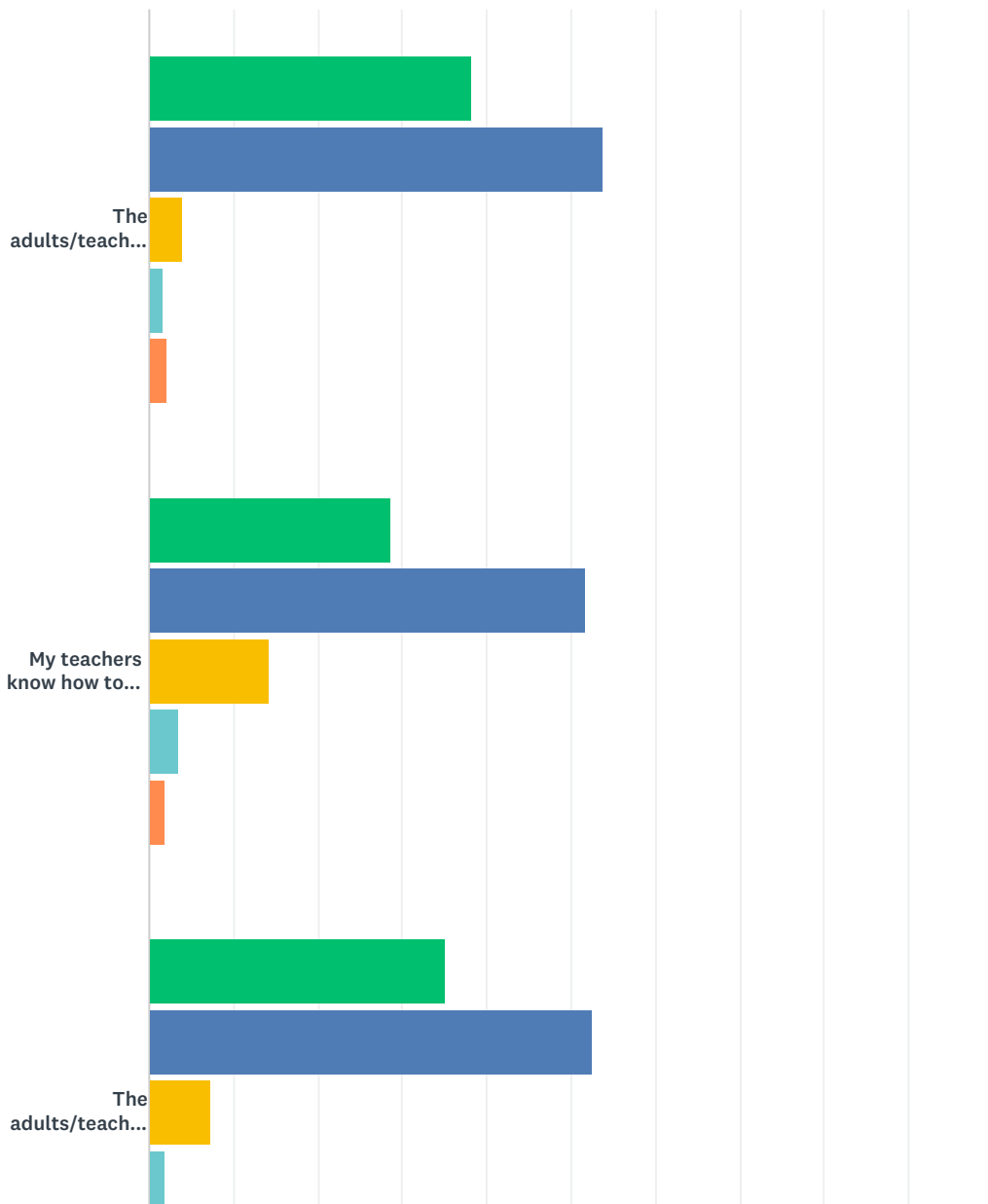
	STRONGLY AGREE	AGREE	DISAGREE	STRONGLY DISAGREE	I DON'T KNOW/NOT APPLICABLE	TOTAL
I like being in school.	12.54% 411	49.50% 1,622	22.06% 723	13.43% 440	2.47% 81	3,277
The adults/teachers in the building treat me with respect.	30.38% 992	57.79% 1,887	7.69% 251	2.57% 84	1.56% 51	3,265
Students at my school treat me with respect.	18.90% 615	60.48% 1,968	13.86% 451	4.03% 131	2.74% 89	3,254
Students at my school are celebrated for the good things they do.	20.48% 670	53.59% 1,753	18.01% 589	3.82% 125	4.10% 134	3,271
My culture, religion or ethnic heritage is respected by other students.	32.07% 1,050	51.16% 1,675	6.72% 220	3.54% 116	6.51% 213	3,274
Students at my school care about nature and the environment.	11.37% 372	44.62% 1,460	28.97% 948	8.68% 284	6.36% 208	3,272

ISD 719 Secondary Student Satisfaction Survey (18-19)

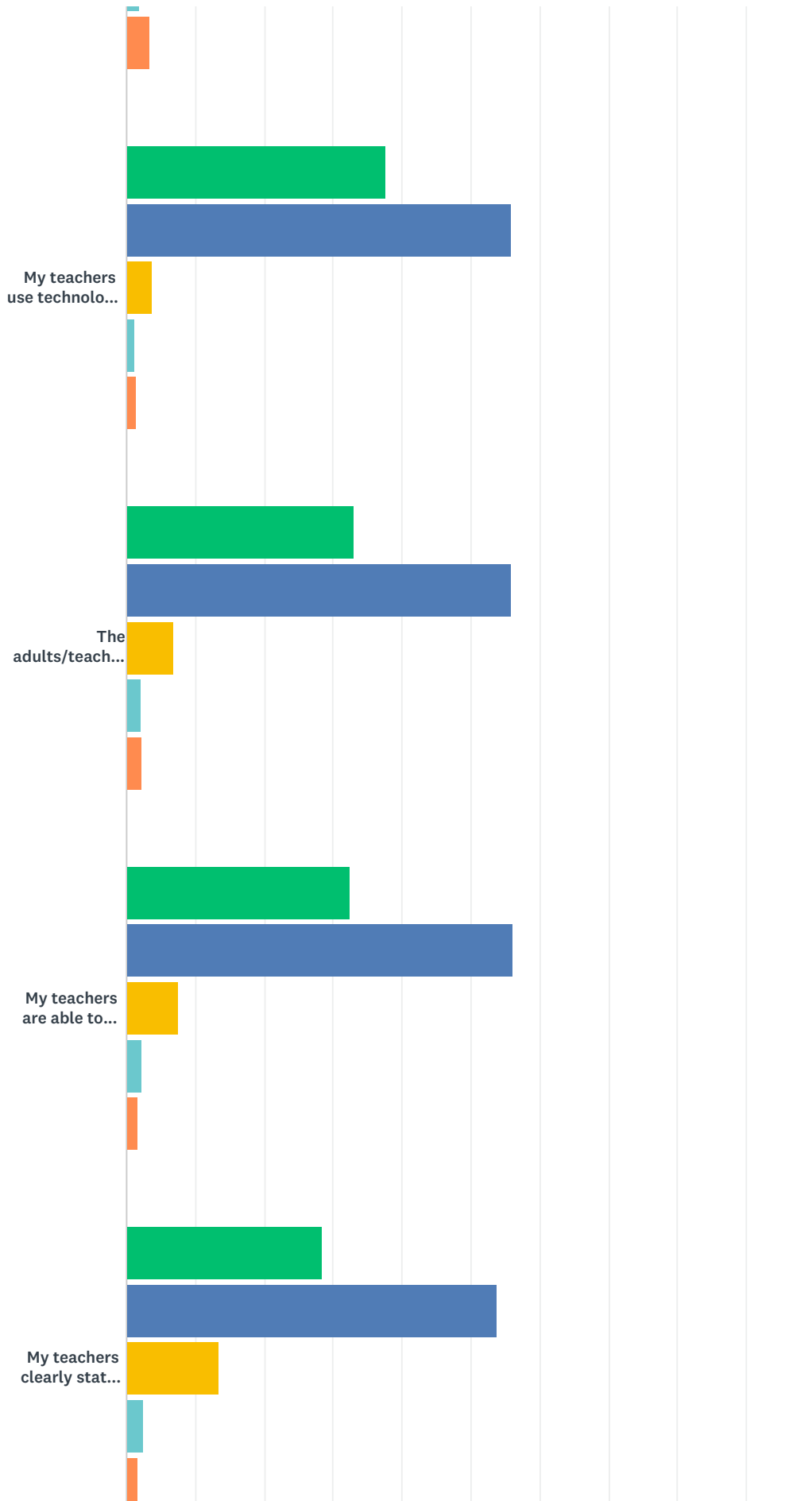
I feel connected to at least one adult in my school.	36.41% 1,188	46.71% 1,524	9.90% 323	4.17% 136	2.82% 92	3,263
Behavior issues at my school are addressed.	23.02% 751	52.47% 1,712	15.20% 496	5.82% 190	3.49% 114	3,263
Activities and athletics enhance my experience and help me feel connected to my school.	36.41% 1,191	45.86% 1,500	8.19% 268	3.03% 99	6.51% 213	3,271
My school helps educate me to reach my full potential as a contributing member of an ever changing global community.	27.75% 907	54.05% 1,767	11.50% 376	4.19% 137	2.51% 82	3,269

Q7 Please answer the following questions about the teachers/adults in your building.

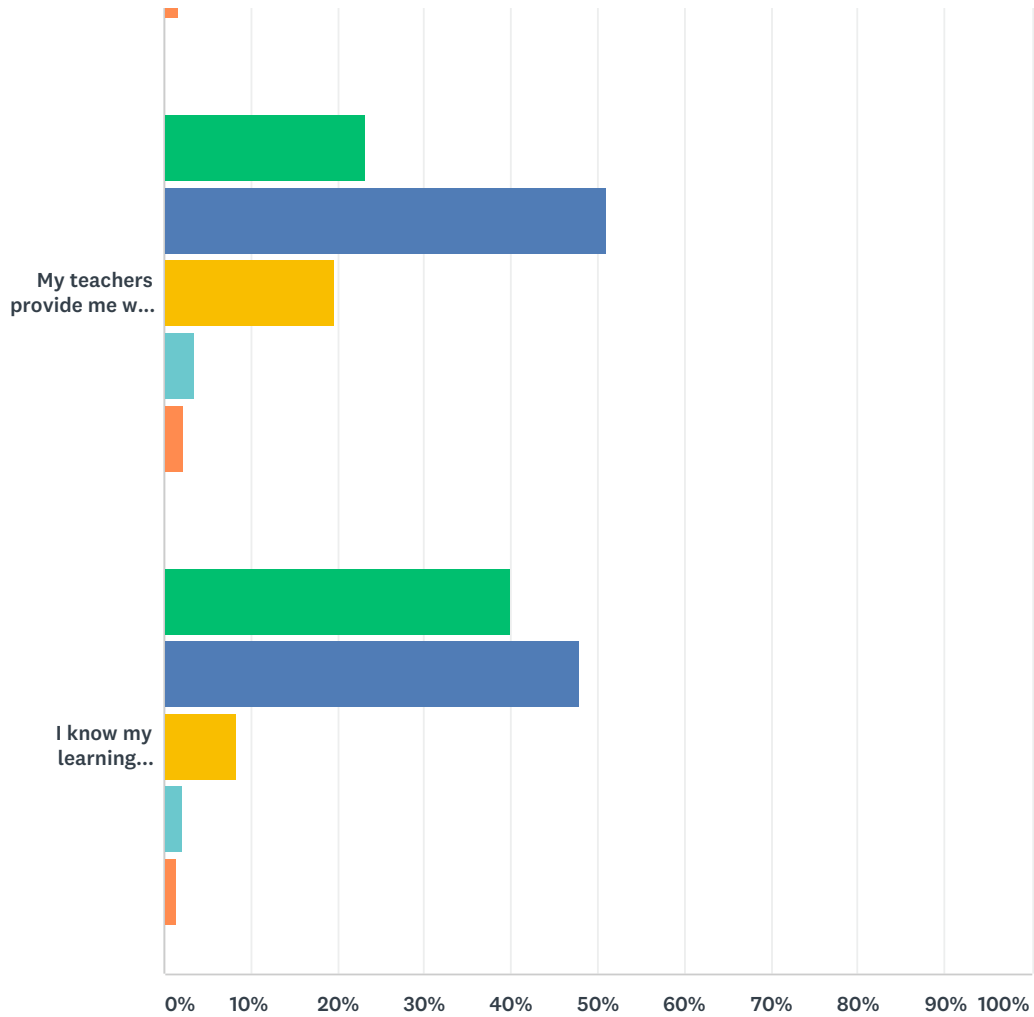
Answered: 3,257 Skipped: 95



ISD 719 Secondary Student Satisfaction Survey (18-19)



ISD 719 Secondary Student Satisfaction Survey (18-19)



■ Strongly Agree
 ■ Agree
 ■ Disagree
 ■ Strongly Disagree
■ I Don't Know/Not Applicable

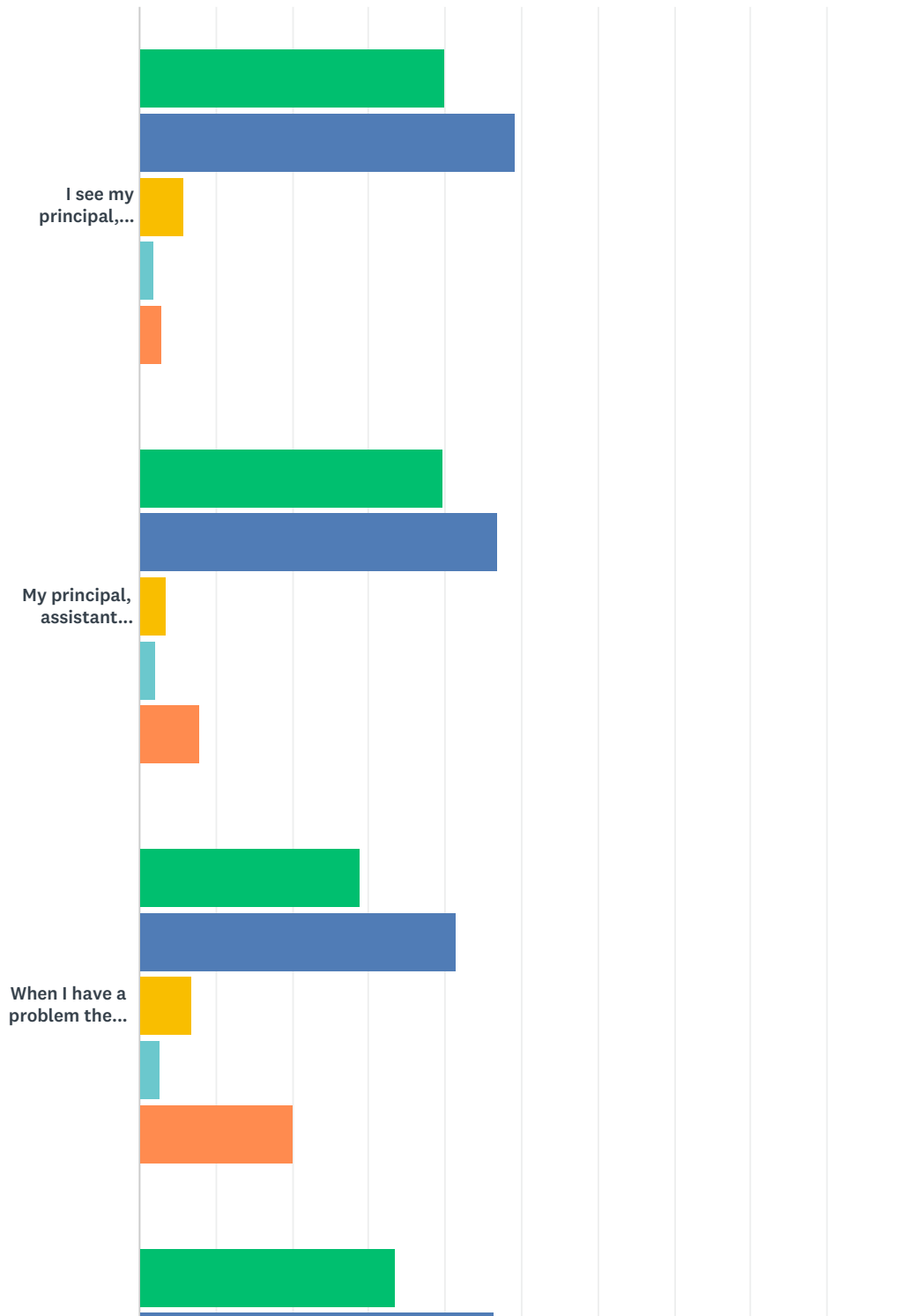
	STRONGLY AGREE	AGREE	DISAGREE	STRONGLY DISAGREE	I DON'T KNOW/NOT APPLICABLE	TOTAL
The adults/teachers believe I can learn and be successful.	38.27% 1,245	53.83% 1,751	4.06% 132	1.75% 57	2.09% 68	3,253
My teachers know how to teach so I can learn.	28.73% 933	51.65% 1,677	14.14% 459	3.54% 115	1.94% 63	3,247
The adults/teachers in my building have high expectations for me.	35.19% 1,139	52.49% 1,699	7.23% 234	1.79% 58	3.31% 107	3,237
My teachers use technology to help me learn.	37.59% 1,222	55.83% 1,815	3.81% 124	1.32% 43	1.45% 47	3,251
The adults/teachers in my building support me and encourage me to be successful.	32.95% 1,071	55.78% 1,813	6.95% 226	2.00% 65	2.31% 75	3,250
My teachers are able to meet with me and answer my questions when I need it.	32.47% 1,056	55.97% 1,820	7.63% 248	2.24% 73	1.69% 55	3,252
My teachers clearly state what I am expected to learn.	28.54% 927	53.76% 1,746	13.45% 437	2.52% 82	1.72% 56	3,248

ISD 719 Secondary Student Satisfaction Survey (18-19)

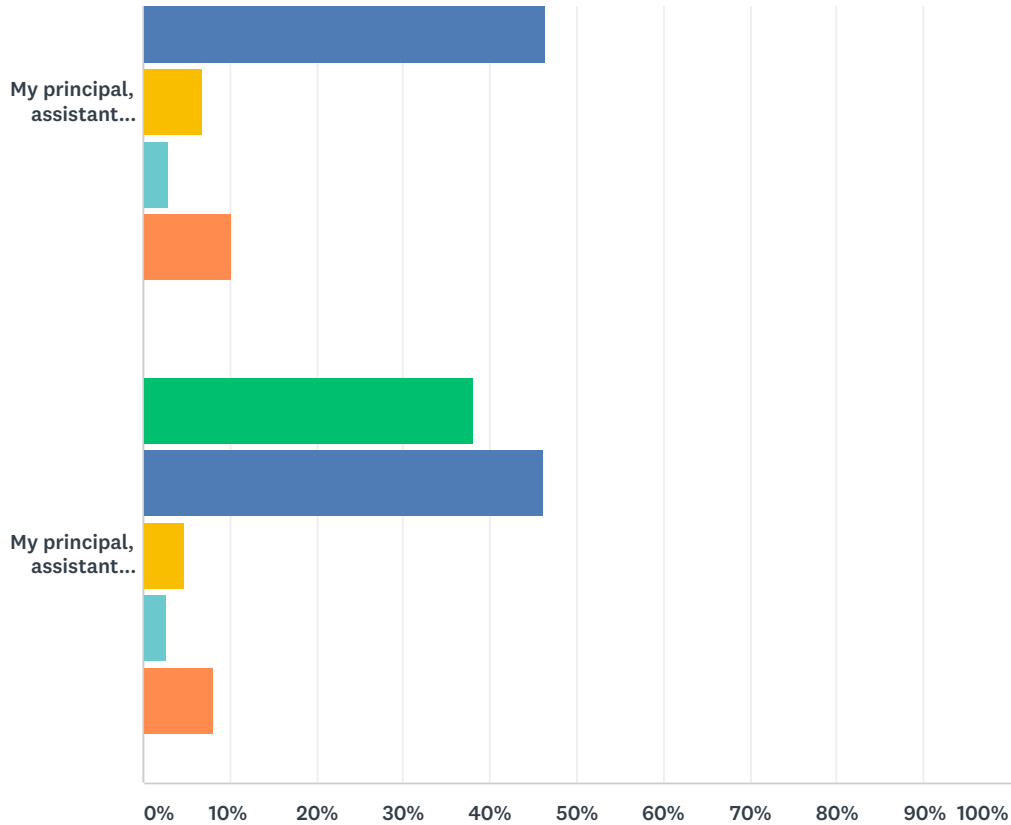
My teachers provide me with frequent feedback so I can improve my learning.	23.26% 755	51.11% 1,659	19.69% 639	3.54% 115	2.40% 78	3,246
I know my learning progress and what my grades are at all times.	39.98% 1,296	47.90% 1,553	8.45% 274	2.13% 69	1.54% 50	3,242

Q8 Please answer the following questions about your school principal, assistant principal(s) and dean(s).

Answered: 3,237 Skipped: 115



ISD 719 Secondary Student Satisfaction Survey (18-19)



■ Strongly Agree
 ■ Agree
 ■ Disagree
 ■ Strongly Disagree
■ I Don't Know/Not Applicable

	STRONGLY AGREE	AGREE	DISAGREE	STRONGLY DISAGREE	I DON'T KNOW/NOT APPLICABLE	TOTAL
I see my principal, assistant principal(s) and dean(s) around school.	39.99% 1,293	49.24% 1,592	5.94% 192	1.86% 60	2.97% 96	3,233
My principal, assistant principal(s) and dean(s) treat me with respect.	39.68% 1,281	46.90% 1,514	3.53% 114	2.01% 65	7.87% 254	3,228
When I have a problem the principal, assistant principal(s) and dean(s) listen and help me.	28.83% 930	41.51% 1,339	6.97% 225	2.67% 86	20.02% 646	3,226
My principal, assistant principal(s) and dean(s) help to resolve behavior issues.	33.46% 1,080	46.50% 1,501	6.91% 223	2.85% 92	10.29% 332	3,228
My principal, assistant principal(s) and dean(s) care about my future and my academic success.	38.13% 1,227	46.18% 1,486	4.85% 156	2.70% 87	8.14% 262	3,218

Q9 What do you like most about your school?

Answered: 3,029 Skipped: 323

Q10 Please share ideas for making your school better.

Answered: 2,850 Skipped: 502