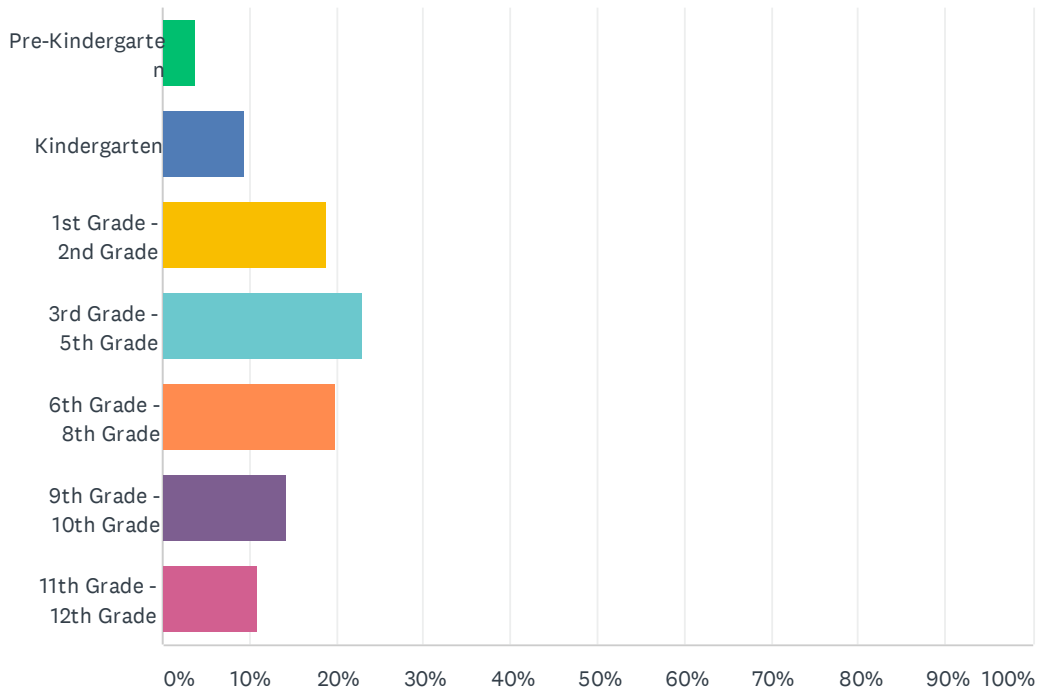


Q1 My child is in (choose one of your children):

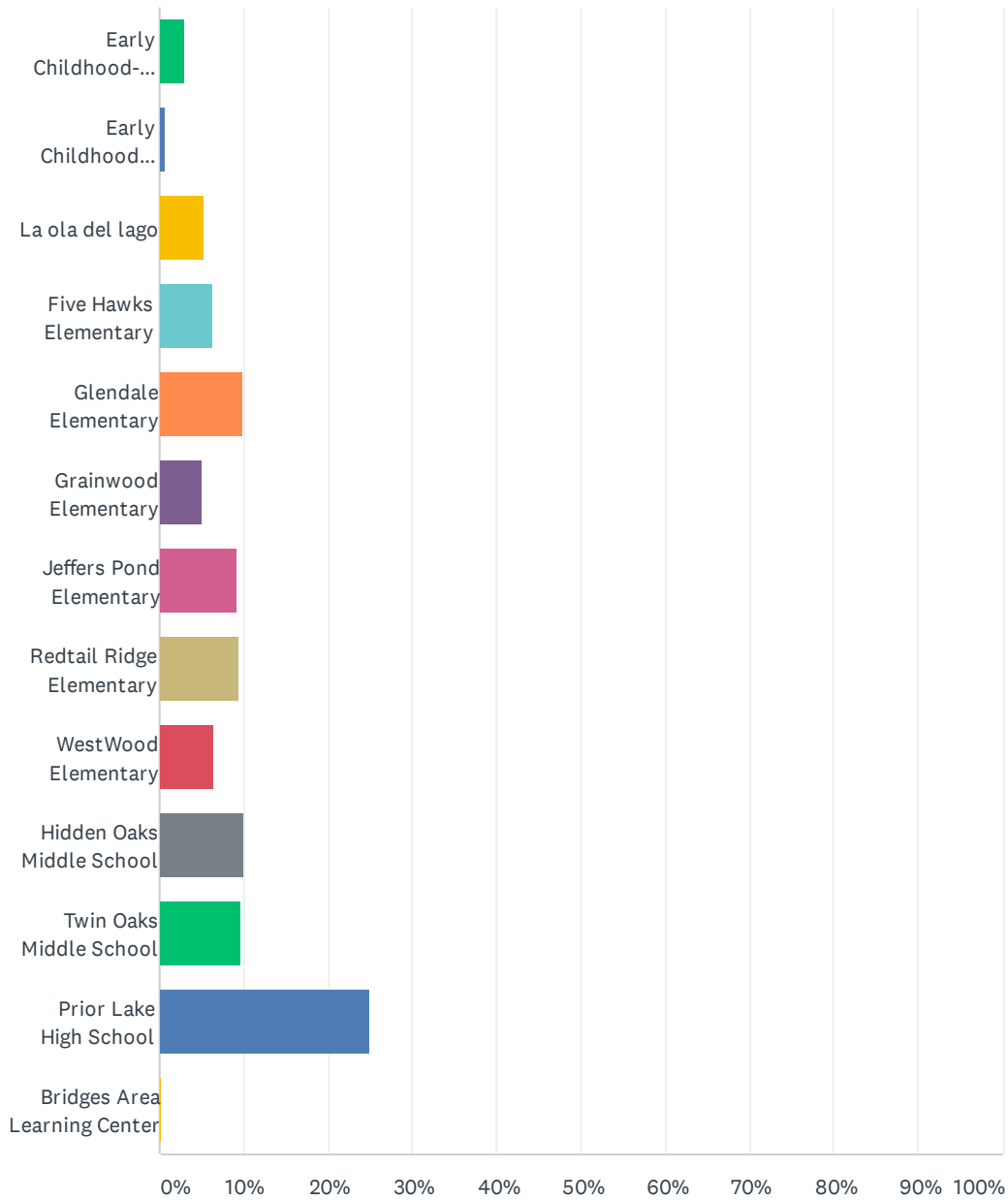
Answered: 1,126 Skipped: 2



ANSWER CHOICES	RESPONSES	
Pre-Kindergarten	3.82%	43
Kindergarten	9.33%	105
1st Grade - 2nd Grade	18.92%	213
3rd Grade - 5th Grade	23.00%	259
6th Grade - 8th Grade	19.80%	223
9th Grade - 10th Grade	14.30%	161
11th Grade - 12th Grade	10.83%	122
TOTAL		1,126

Q2 My child attends:

Answered: 1,127 Skipped: 1

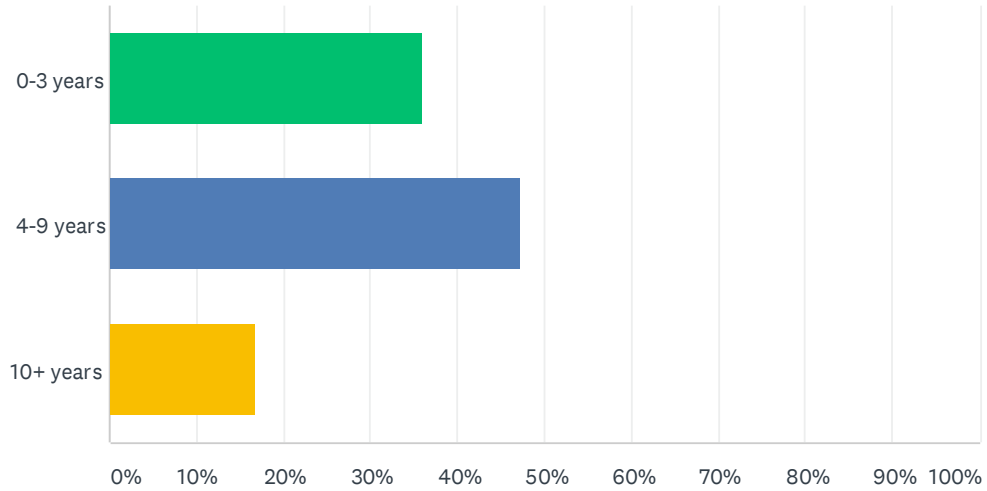


ISD 719 Parent Satisfaction Survey (19-20)

ANSWER CHOICES	RESPONSES	
Early Childhood- Family Education (ECFE)/Circle of Friends Preschool	2.93%	33
Early Childhood Special Education (ECSE)	0.53%	6
La ola del lago	5.24%	59
Five Hawks Elementary	6.30%	71
Glendale Elementary	9.85%	111
Grainwood Elementary	5.06%	57
Jeffers Pond Elementary	9.23%	104
Redtail Ridge Elementary	9.49%	107
WestWood Elementary	6.57%	74
Hidden Oaks Middle School	10.12%	114
Twin Oaks Middle School	9.67%	109
Prior Lake High School	24.84%	280
Bridges Area Learning Center	0.18%	2
TOTAL		1,127

Q3 My child has attended Prior Lake-Savage Area Schools for:

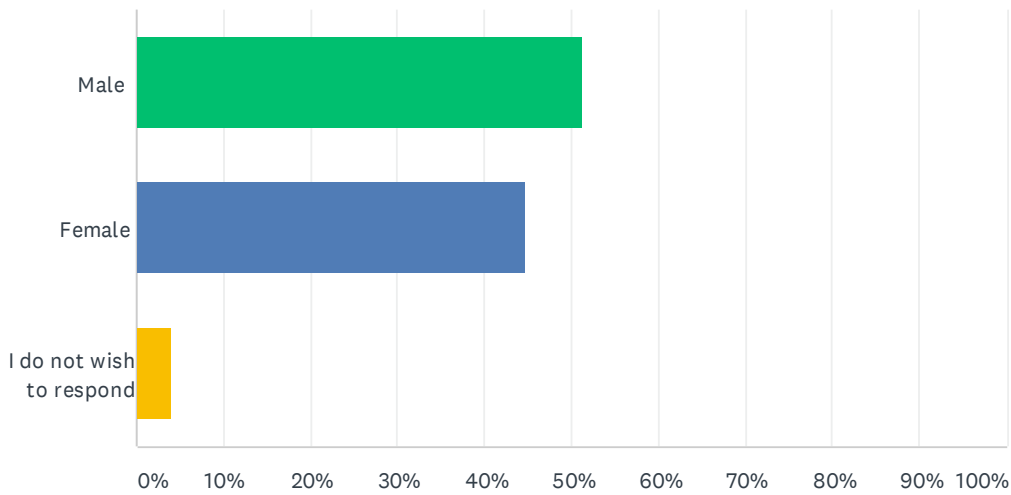
Answered: 1,114 Skipped: 14



ANSWER CHOICES	RESPONSES
0-3 years	36.09% 402
4-9 years	47.22% 526
10+ years	16.70% 186
TOTAL	1,114

Q4 My child is:

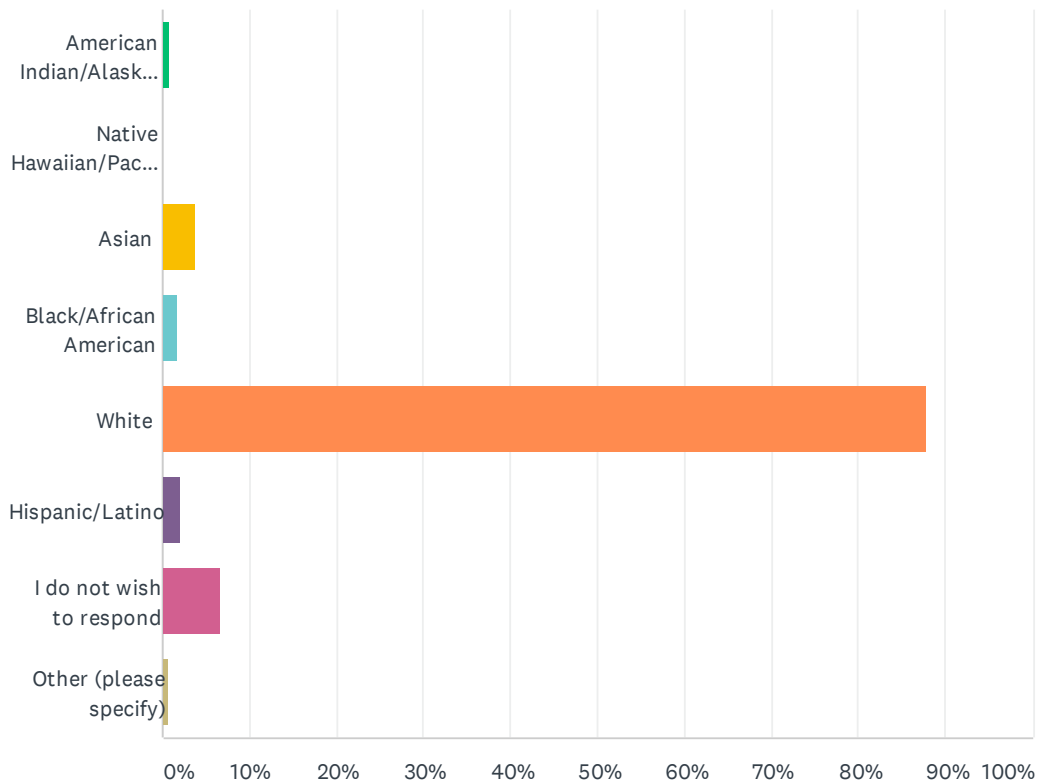
Answered: 1,112 Skipped: 16



ANSWER CHOICES	RESPONSES	
Male	51.17%	569
Female	44.87%	499
I do not wish to respond	3.96%	44
TOTAL		1,112

Q5 I am (check all that apply):

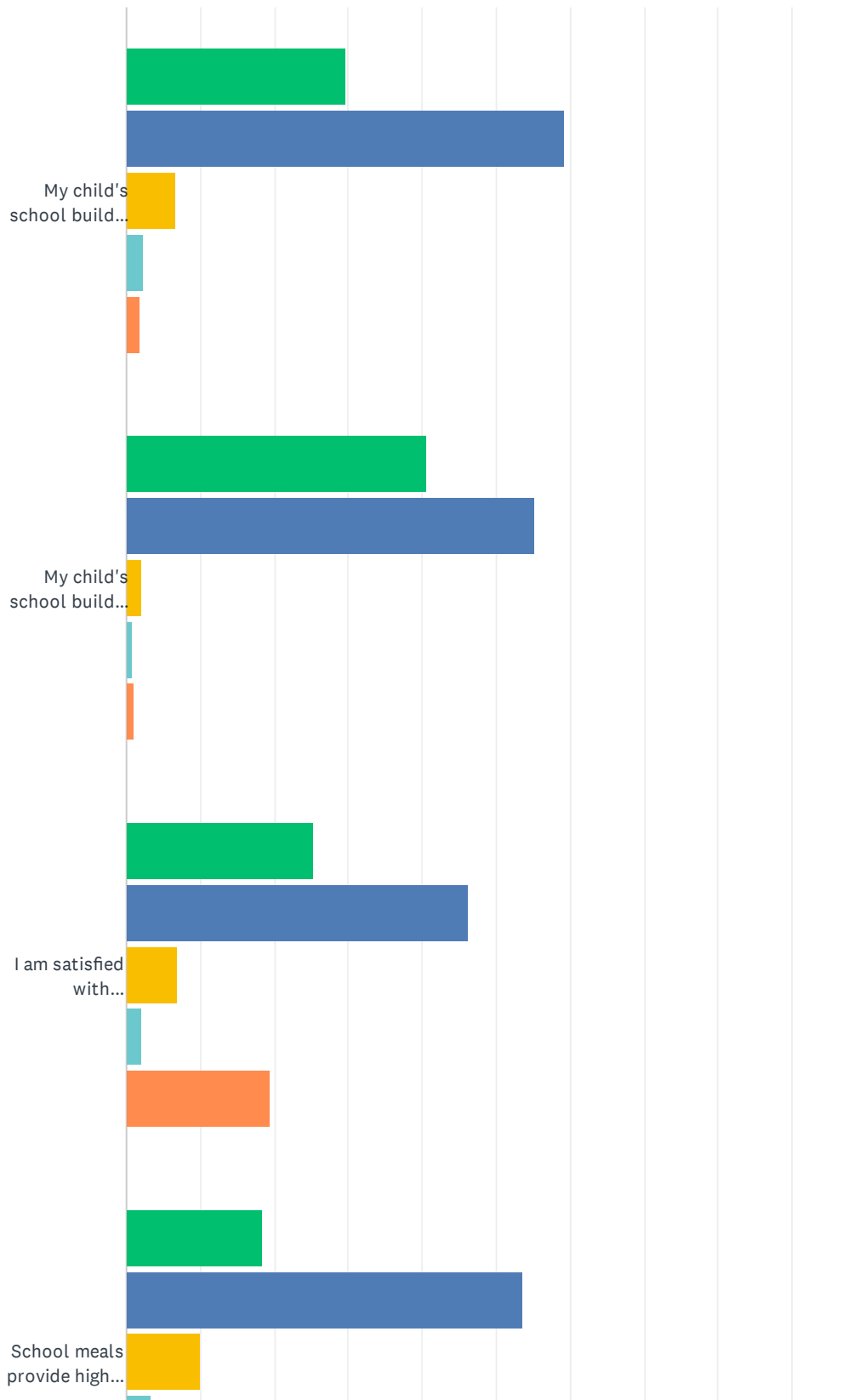
Answered: 1,112 Skipped: 16



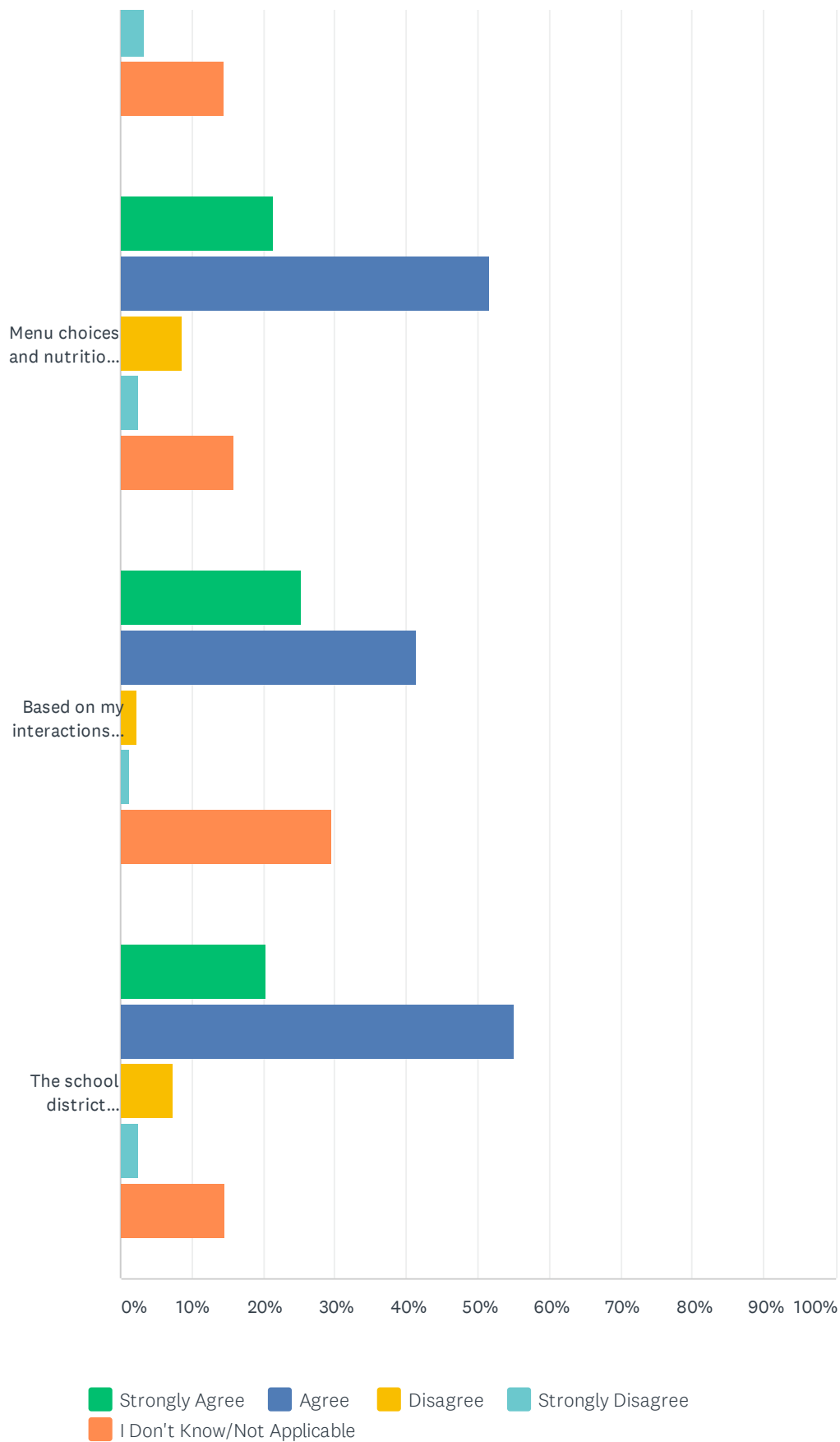
ANSWER CHOICES	RESPONSES
American Indian/Alaskan Native	0.81% 9
Native Hawaiian/Pacific Islander	0.09% 1
Asian	3.87% 43
Black/African American	1.71% 19
White	87.95% 978
Hispanic/Latino	2.07% 23
I do not wish to respond	6.65% 74
Other (please specify)	0.54% 6
Total Respondents: 1,112	

Q6 Please answer the following questions about your child's school environment.

Answered: 1,085 Skipped: 43



ISD 719 Parent Satisfaction Survey (19-20)

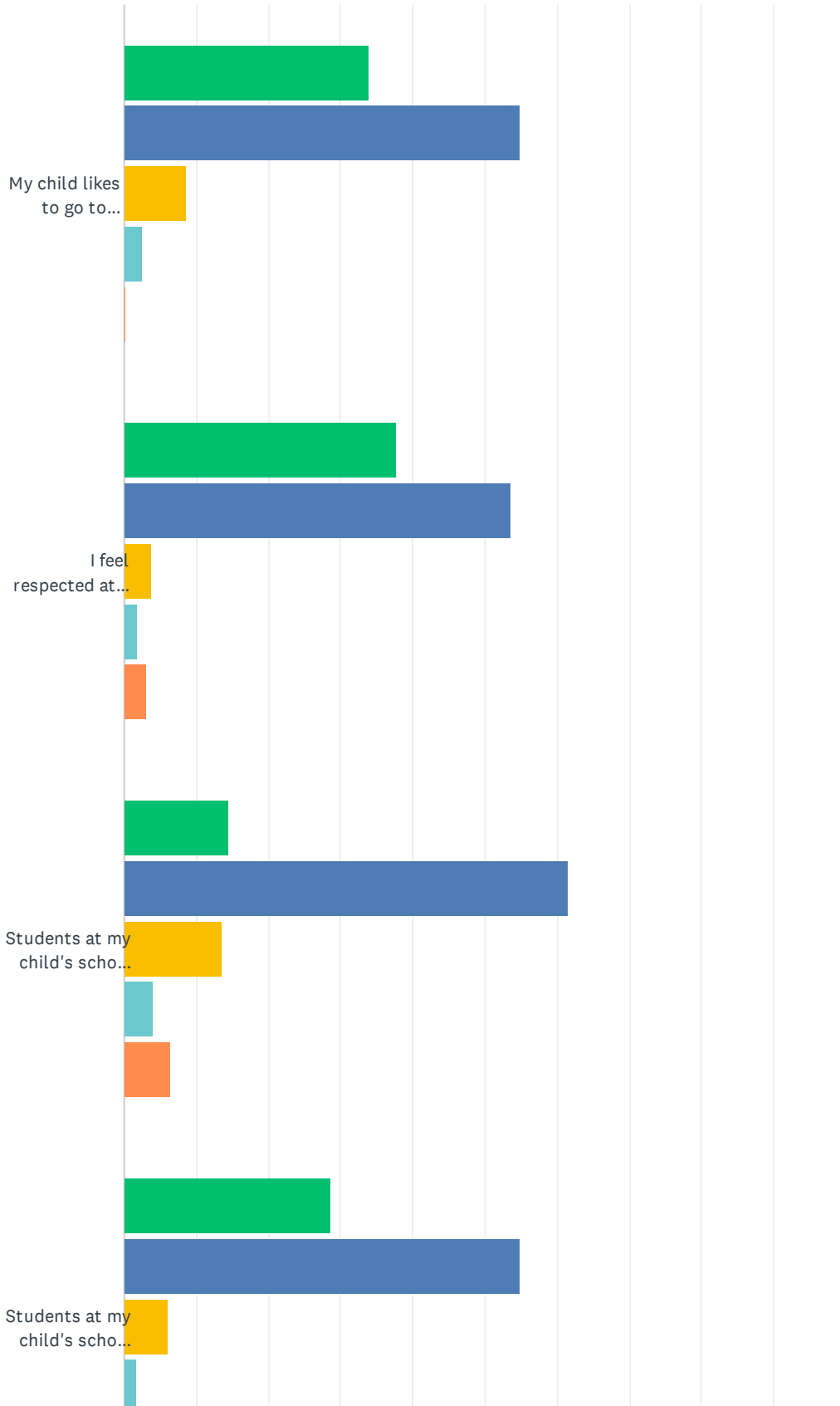


ISD 719 Parent Satisfaction Survey (19-20)

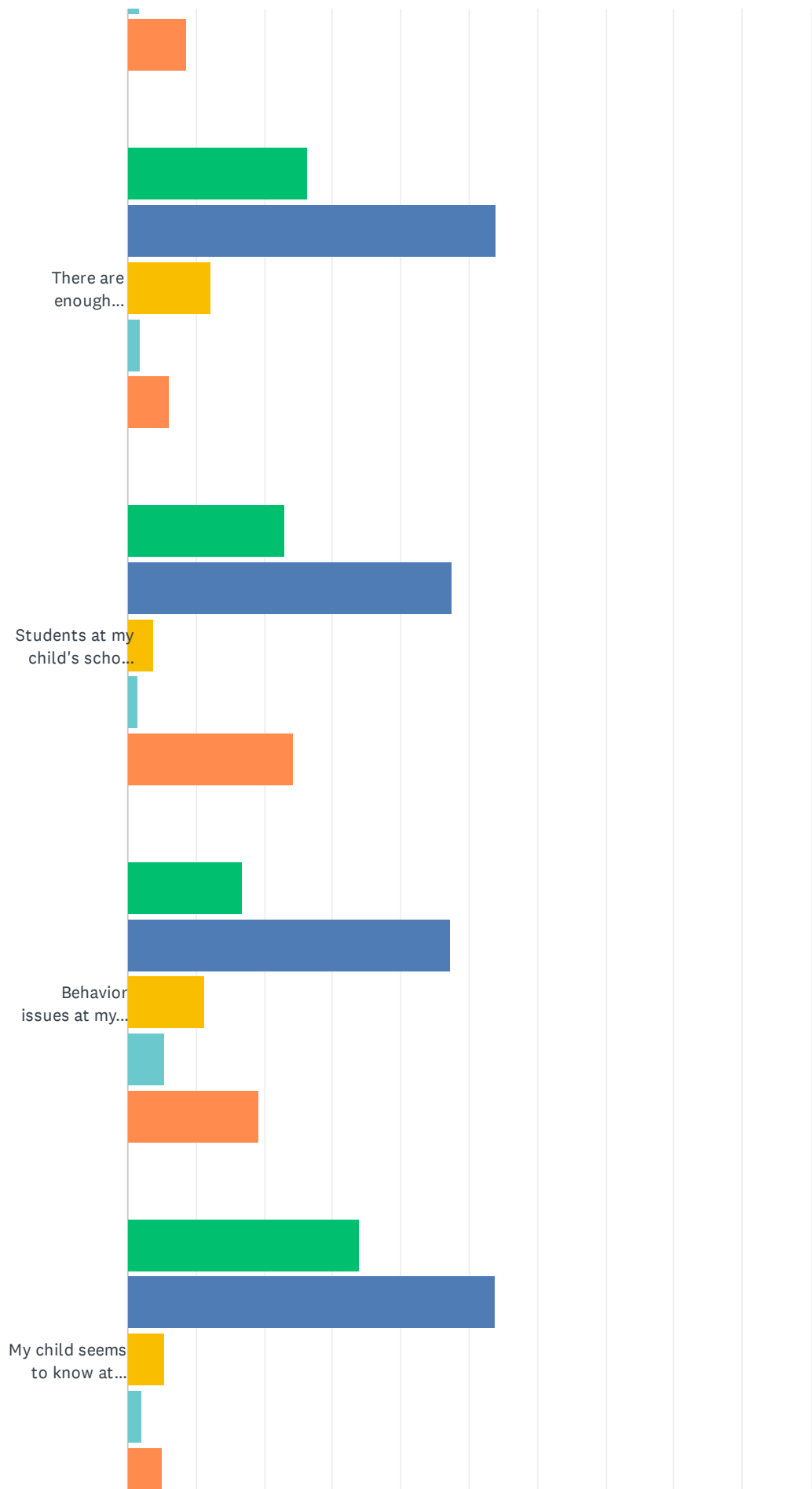
	STRONGLY AGREE	AGREE	DISAGREE	STRONGLY DISAGREE	I DON'T KNOW/NOT APPLICABLE	TOTAL
My child's school building is safe and secure.	29.76% 322	59.15% 640	6.75% 73	2.40% 26	1.94% 21	1,082
My child's school building is clean and well maintained.	40.59% 440	55.26% 599	2.12% 23	0.92% 10	1.11% 12	1,084
I am satisfied with transportation services.	25.25% 273	46.25% 500	6.94% 75	2.04% 22	19.52% 211	1,081
School meals provide high quality at a good value. (If your child does not eat school meals with us, please indicate the reason below.)	18.50% 200	53.65% 580	9.99% 108	3.33% 36	14.52% 157	1,081
Menu choices and nutritional content are communicated well.	21.37% 231	51.71% 559	8.51% 92	2.59% 28	15.82% 171	1,081
Based on my interactions, the staff that provide my child's meals are friendly and helpful.	25.32% 274	41.40% 448	2.40% 26	1.29% 14	29.57% 320	1,082
The school district provides healthy meals overall.	20.39% 221	55.07% 597	7.38% 80	2.58% 28	14.58% 158	1,084

Q7 Please answer the following questions about school culture.

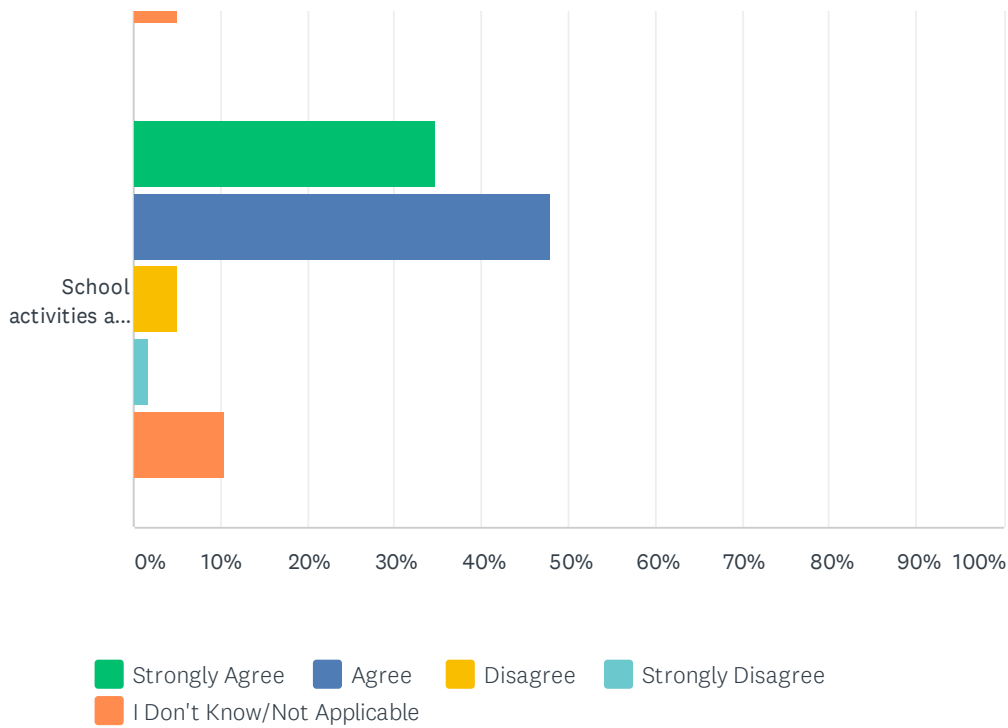
Answered: 1,008 Skipped: 120



ISD 719 Parent Satisfaction Survey (19-20)



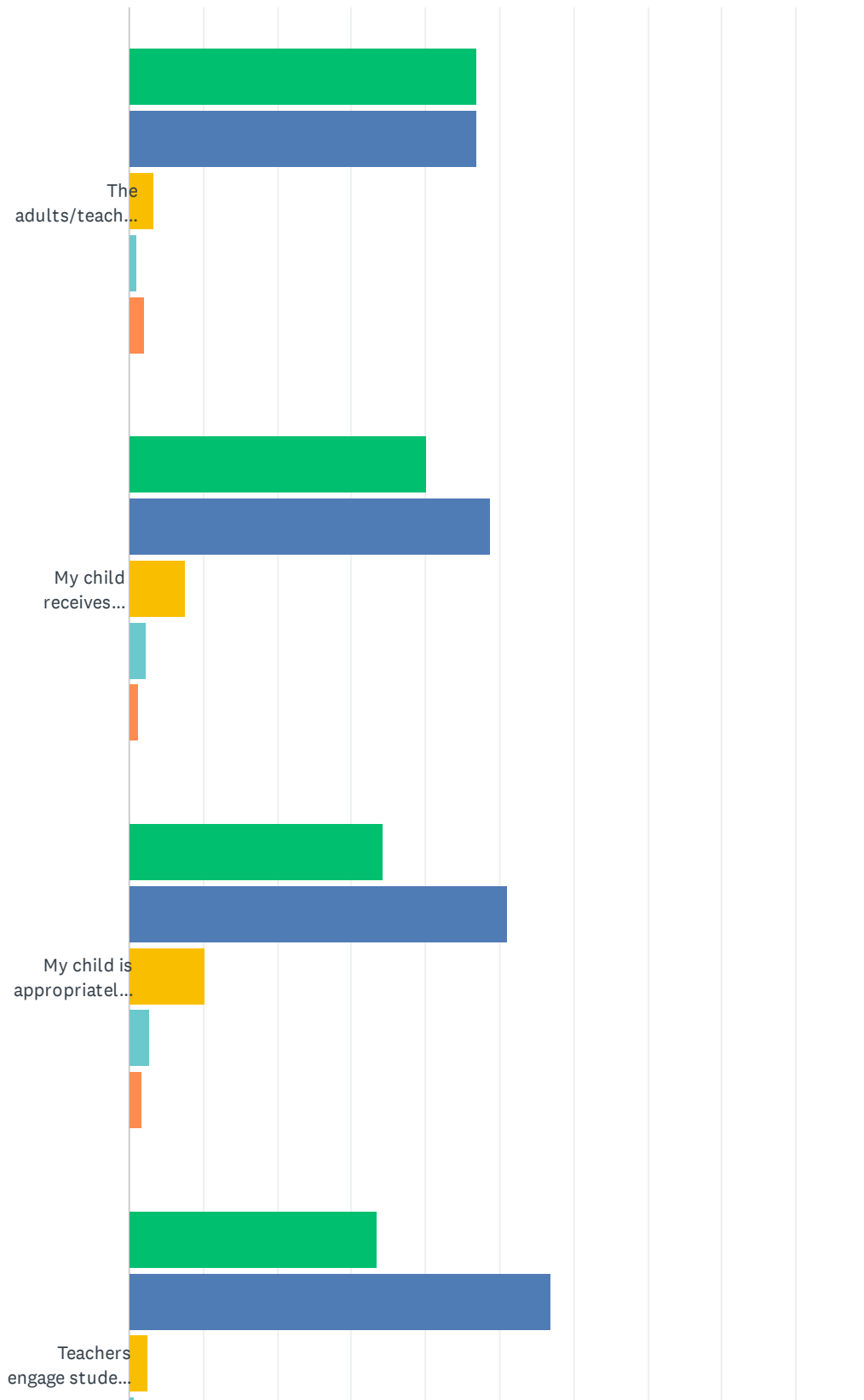
ISD 719 Parent Satisfaction Survey (19-20)



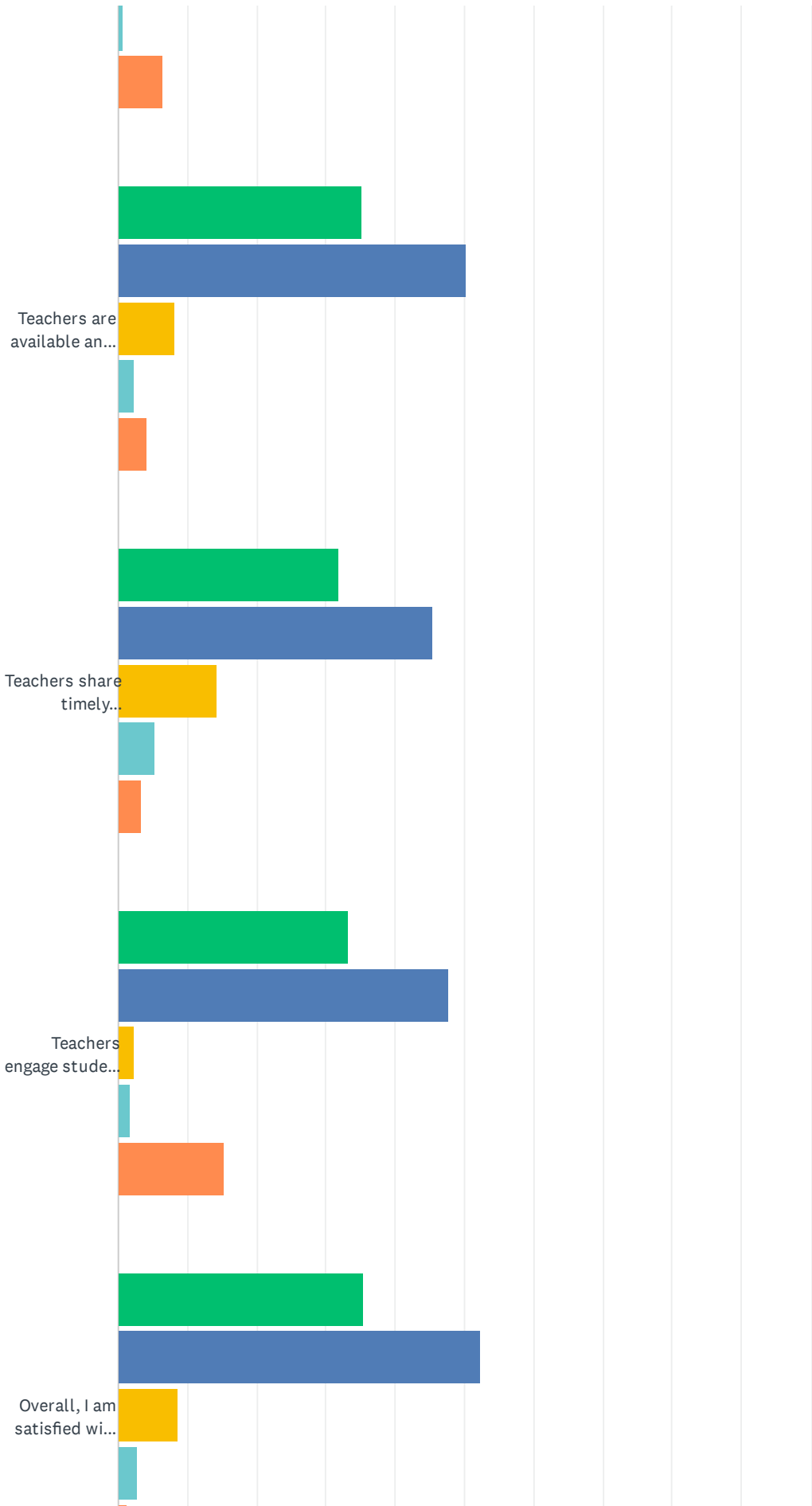
	STRONGLY AGREE	AGREE	DISAGREE	STRONGLY DISAGREE	I DON'T KNOW/NOT APPLICABLE	TOTAL
My child likes to go to school.	33.96% 342	54.82% 552	8.54% 86	2.48% 25	0.20% 2	1,007
I feel respected at my child's school.	37.60% 379	53.57% 540	3.87% 39	1.79% 18	3.17% 32	1,008
Students at my child's school are respectful to each other.	14.46% 145	61.52% 617	13.66% 137	3.99% 40	6.38% 64	1,003
Students at my child's school are acknowledged for the good things they do.	28.73% 289	54.87% 552	6.16% 62	1.69% 17	8.55% 86	1,006
There are enough opportunities for family involvement at my child's school.	26.29% 264	53.88% 541	12.05% 121	1.79% 18	5.98% 60	1,004
Students at my child's school care about nature and the outdoor environment.	23.11% 232	47.41% 476	3.78% 38	1.49% 15	24.20% 243	1,004
Behavior issues at my child's school are addressed.	16.65% 167	47.36% 475	11.27% 113	5.48% 55	19.24% 193	1,003
My child seems to know at least one adult at school with whom they can share successes and concerns.	33.93% 341	53.73% 540	5.37% 54	1.99% 20	4.98% 50	1,005
School activities and athletics enhance my child's school experience.	34.66% 348	48.01% 482	5.08% 51	1.69% 17	10.56% 106	1,004

Q8 Please answer the following questions regarding your child's classroom instruction.

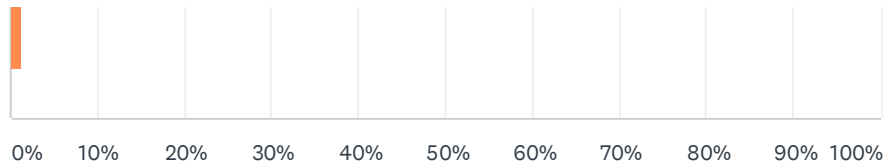
Answered: 1,004 Skipped: 124



ISD 719 Parent Satisfaction Survey (19-20)



ISD 719 Parent Satisfaction Survey (19-20)

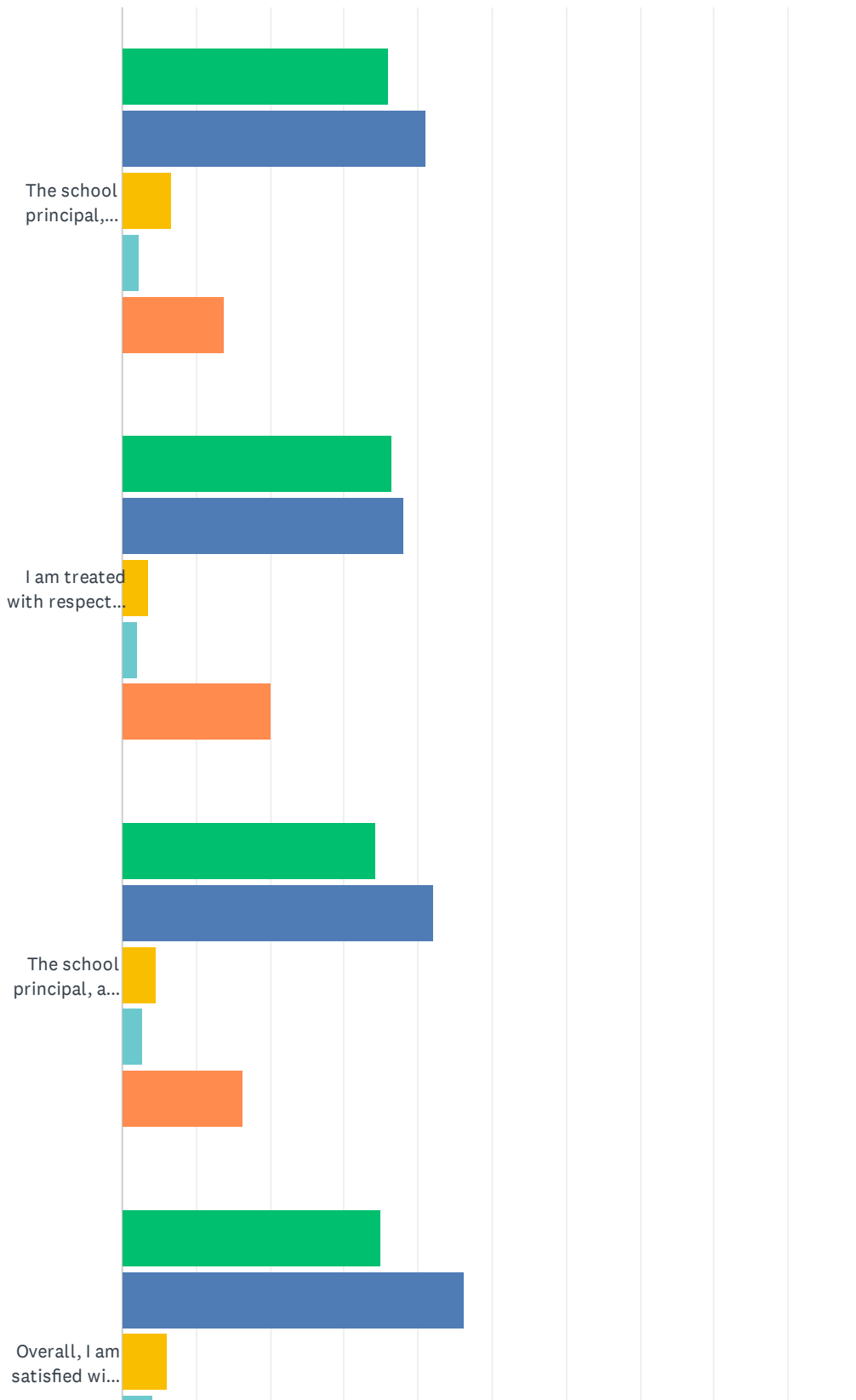


■ Strongly Agree
 ■ Agree
 ■ Disagree
 ■ Strongly Disagree
■ I Don't Know/Not Applicable

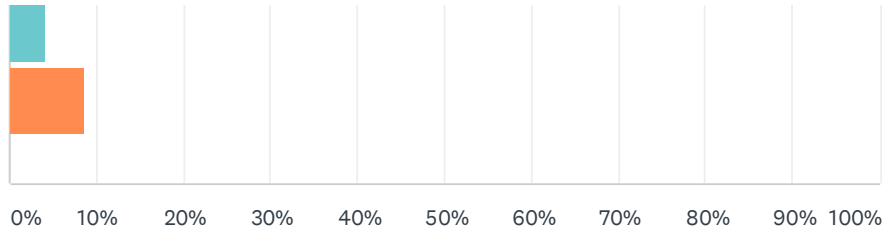
	STRONGLY AGREE	AGREE	DISAGREE	STRONGLY DISAGREE	I DON'T KNOW/NOT APPLICABLE	TOTAL
The adults/teachers believe my child can learn and be successful.	46.76% 469	46.76% 469	3.39% 34	1.00% 10	2.09% 21	1,003
My child receives quality instruction.	40.16% 402	48.75% 488	7.49% 75	2.30% 23	1.30% 13	1,001
My child is appropriately challenged academically at their individual level.	34.27% 343	51.05% 511	10.19% 102	2.80% 28	1.70% 17	1,001
Teachers engage students in learning through the use of technology.	33.43% 334	56.96% 569	2.50% 25	0.60% 6	6.51% 65	999
Teachers are available and provide assistance to my child when needed.	35.16% 352	50.25% 503	8.19% 82	2.30% 23	4.10% 41	1,001
Teachers share timely information with me about my child's learning.	31.80% 318	45.40% 454	14.30% 143	5.20% 52	3.30% 33	1,000
Teachers engage students in E-STEM (Environmental Education, Science, Technology, Engineering and Math) activities.	33.17% 331	47.80% 477	2.20% 22	1.60% 16	15.23% 152	998
Overall, I am satisfied with my child's educational experience.	35.35% 351	52.27% 519	8.56% 85	2.62% 26	1.21% 12	993

Q9 Please answer the following questions regarding your child's principal, assistant principal(s) and dean(s) of students (if applicable):

Answered: 999 Skipped: 129



ISD 719 Parent Satisfaction Survey (19-20)

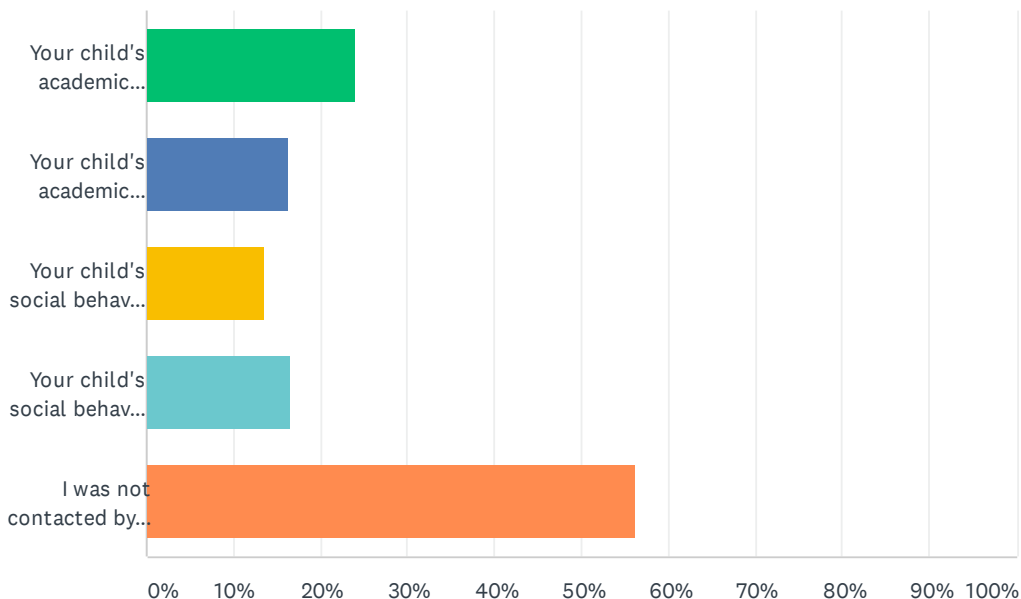


■ Strongly Agree
 ■ Agree
 ■ Disagree
 ■ Strongly Disagree
■ I Don't Know/Not Applicable

	STRONGLY AGREE	AGREE	DISAGREE	STRONGLY DISAGREE	I DON'T KNOW/NOT APPLICABLE	TOTAL
The school principal, assistant principal(s), and dean(s) of students is/are visible and accessible.	35.97% 359	41.08% 410	6.71% 67	2.40% 24	13.83% 138	998
I am treated with respect by the school principal, assistant principal(s) and dean(s) of students.	36.44% 364	38.04% 380	3.50% 35	2.00% 20	20.02% 200	999
The school principal, and assistant principal(s) care about my child's future and academic success.	34.41% 342	42.15% 419	4.53% 45	2.62% 26	16.30% 162	994
Overall, I am satisfied with the leadership at my child's school.	34.98% 346	46.21% 457	6.17% 61	4.15% 41	8.49% 84	989

Q10 This school year, I was contacted by a staff member (beyond parent/teacher conferences) at my child's school regarding:

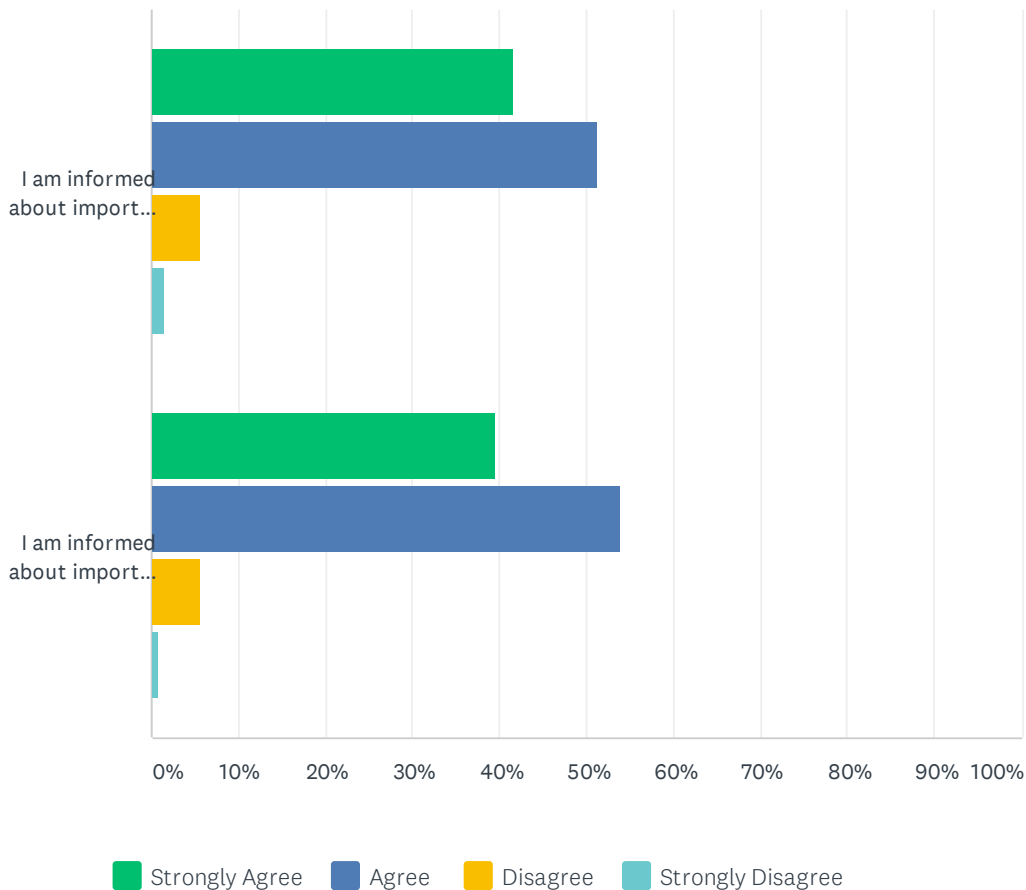
Answered: 986 Skipped: 142



ANSWER CHOICES	RESPONSES	
Your child's academic success	24.14%	238
Your child's academic concerns	16.33%	161
Your child's social behavior success	13.59%	134
Your child's social behavior concerns	16.53%	163
I was not contacted by a staff member beyond parent/teacher conferences.	56.19%	554
Total Respondents: 986		

Q11 Please rate your level of satisfaction with each of the following:

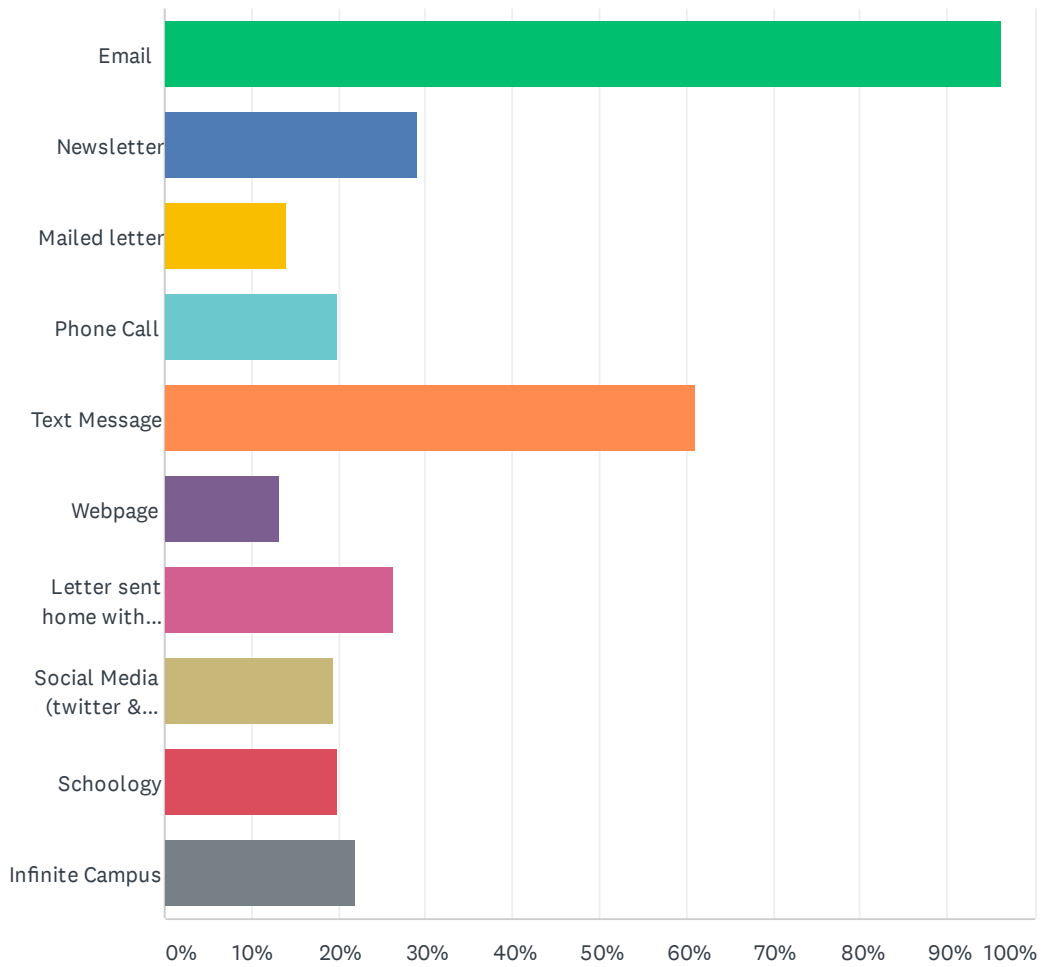
Answered: 991 Skipped: 137



	STRONGLY AGREE	AGREE	DISAGREE	STRONGLY DISAGREE	TOTAL
I am informed about important dates, activities, and events at my child's school (email, website, social media).	41.72% 413	51.31% 508	5.56% 55	1.41% 14	990
I am informed about important district wide dates, activities, and events (email, website, social media).	39.51% 390	54.00% 533	5.57% 55	0.91% 9	987

Q12 Please indicate your preferred methods of school level communication (check all that apply).

Answered: 987 Skipped: 141

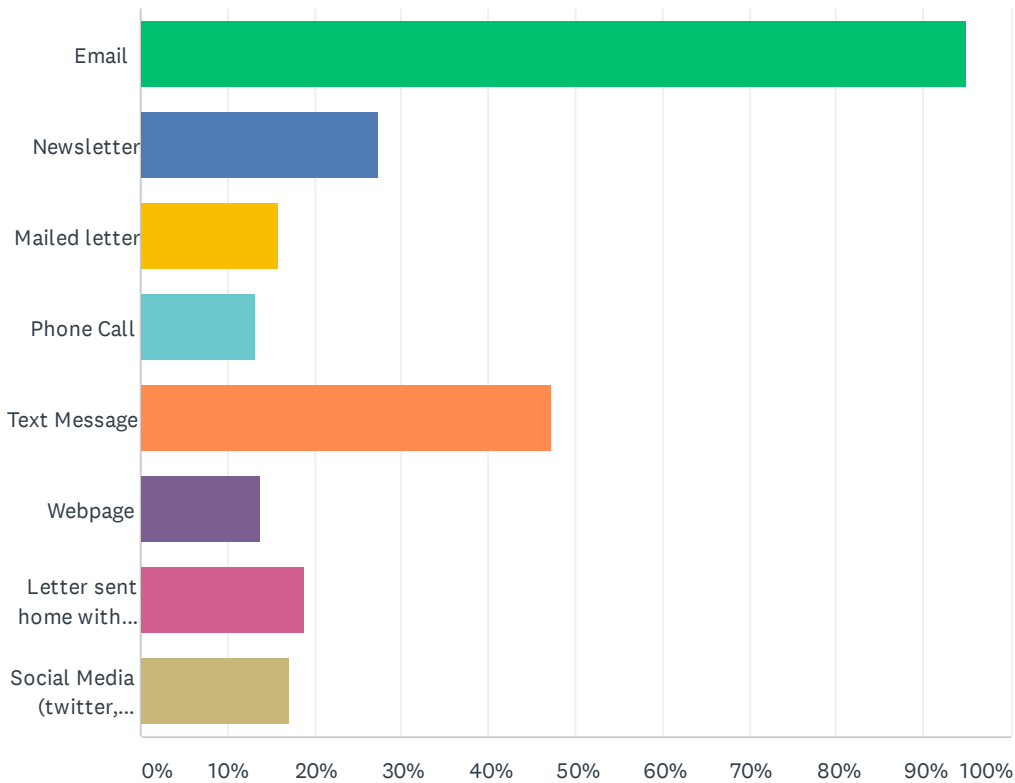


ISD 719 Parent Satisfaction Survey (19-20)

ANSWER CHOICES	RESPONSES	
Email	96.15%	949
Newsletter	28.98%	286
Mailed letter	14.08%	139
Phone Call	19.86%	196
Text Message	61.09%	603
Webpage	13.17%	130
Letter sent home with students	26.44%	261
Social Media (twitter & Facebook)	19.35%	191
Schoology	19.86%	196
Infinite Campus	21.88%	216
Total Respondents: 987		

Q13 Please indicate your preferred methods of district level communication (check all that apply).

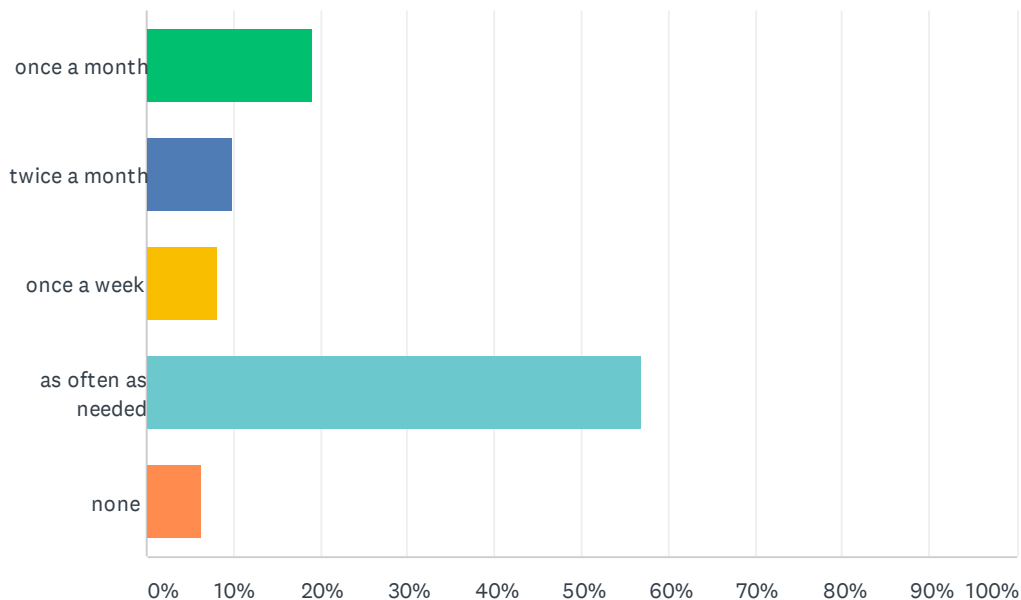
Answered: 985 Skipped: 143



ANSWER CHOICES	RESPONSES	
Email	94.92%	935
Newsletter	27.31%	269
Mailed letter	15.94%	157
Phone Call	13.20%	130
Text Message	47.31%	466
Webpage	13.81%	136
Letter sent home with students	18.78%	185
Social Media (twitter, Facebook)	17.06%	168
Total Respondents: 985		

Q14 How often do you wish to receive school or district related text messages? (Note: We will always send text messages regarding emergencies and school closures, unless you opt out of all text messages.)

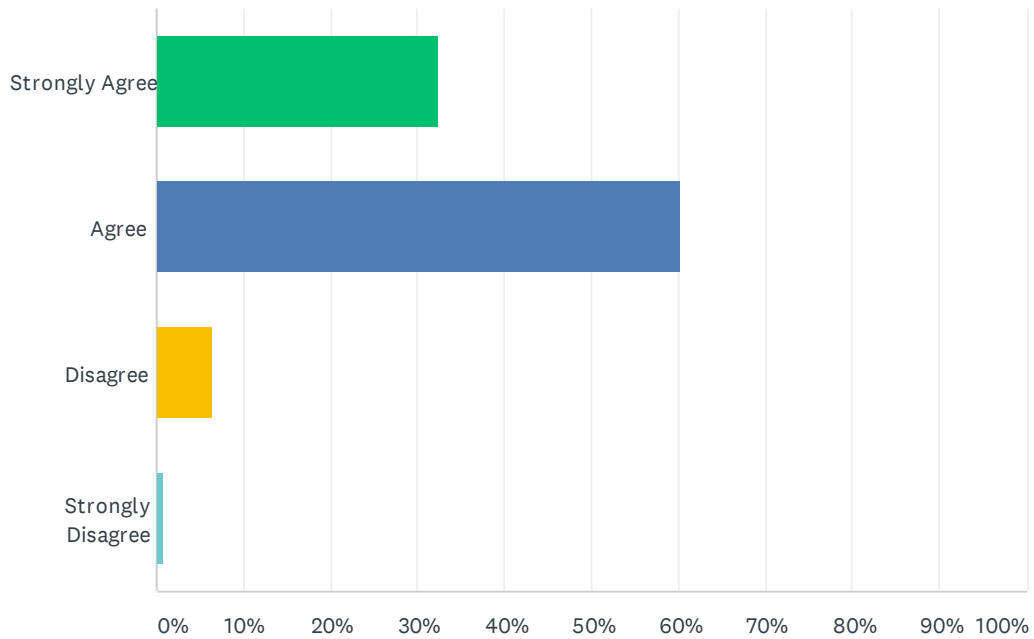
Answered: 987 Skipped: 141



ANSWER CHOICES	RESPONSES
once a month	18.95% 187
twice a month	9.93% 98
once a week	8.11% 80
as often as needed	56.84% 561
none	6.18% 61
TOTAL	987

Q15 Overall, I am satisfied with communication from Prior Lake-Savage Area Schools.

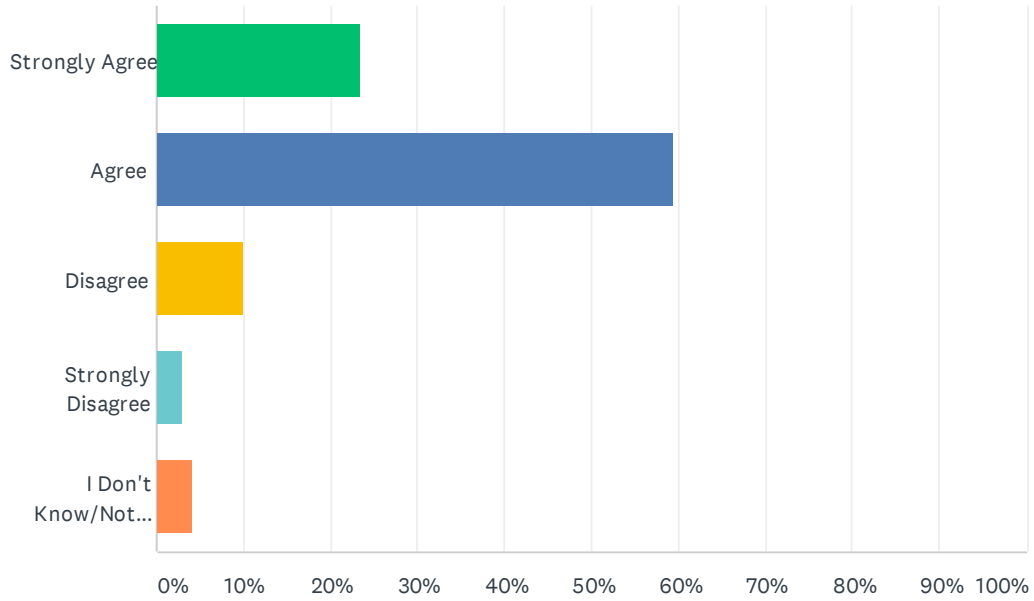
Answered: 985 Skipped: 143



ANSWER CHOICES	RESPONSES	
Strongly Agree	32.49%	320
Agree	60.30%	594
Disagree	6.40%	63
Strongly Disagree	0.81%	8
TOTAL		985

Q16 The district is achieving this mission for my child.

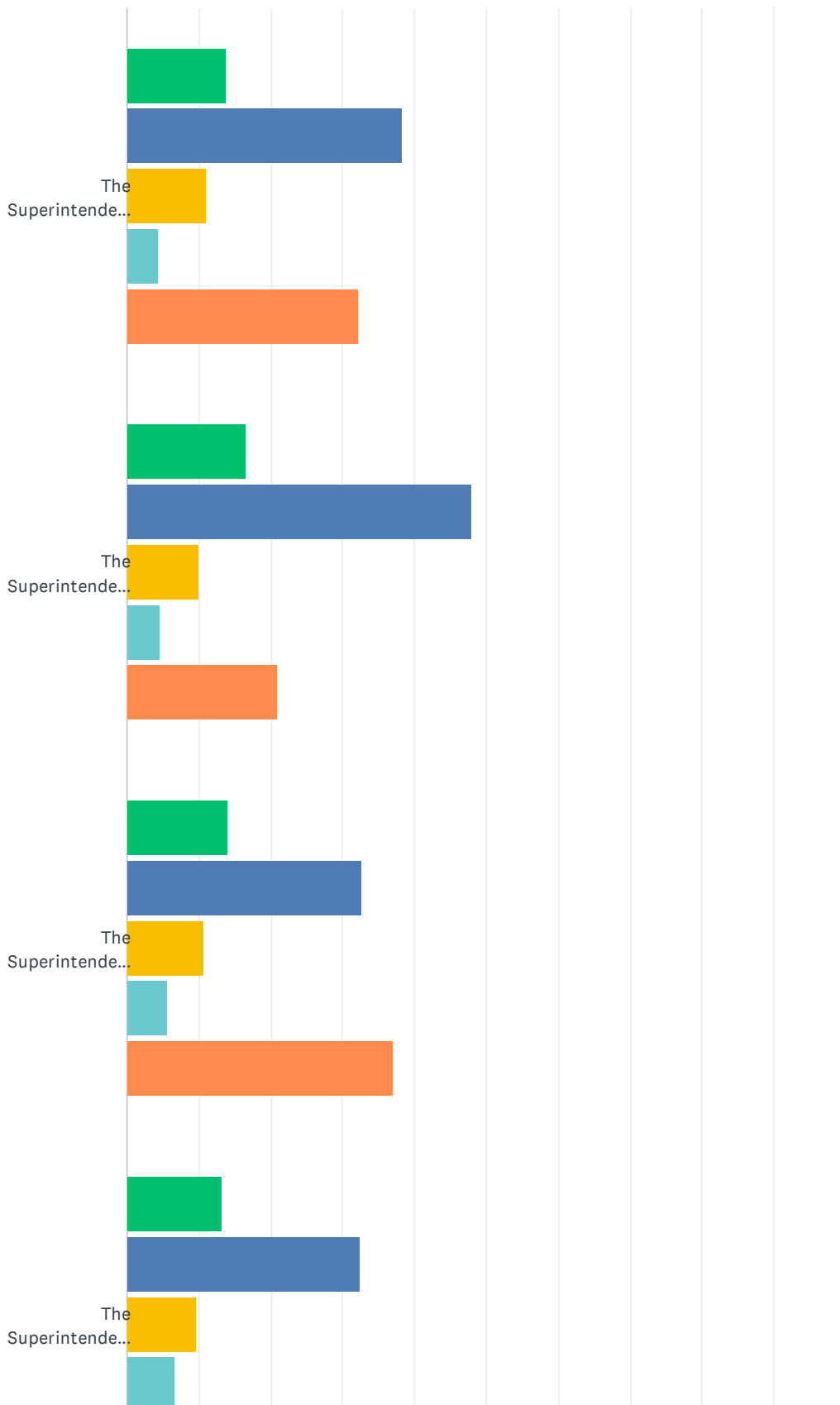
Answered: 966 Skipped: 162



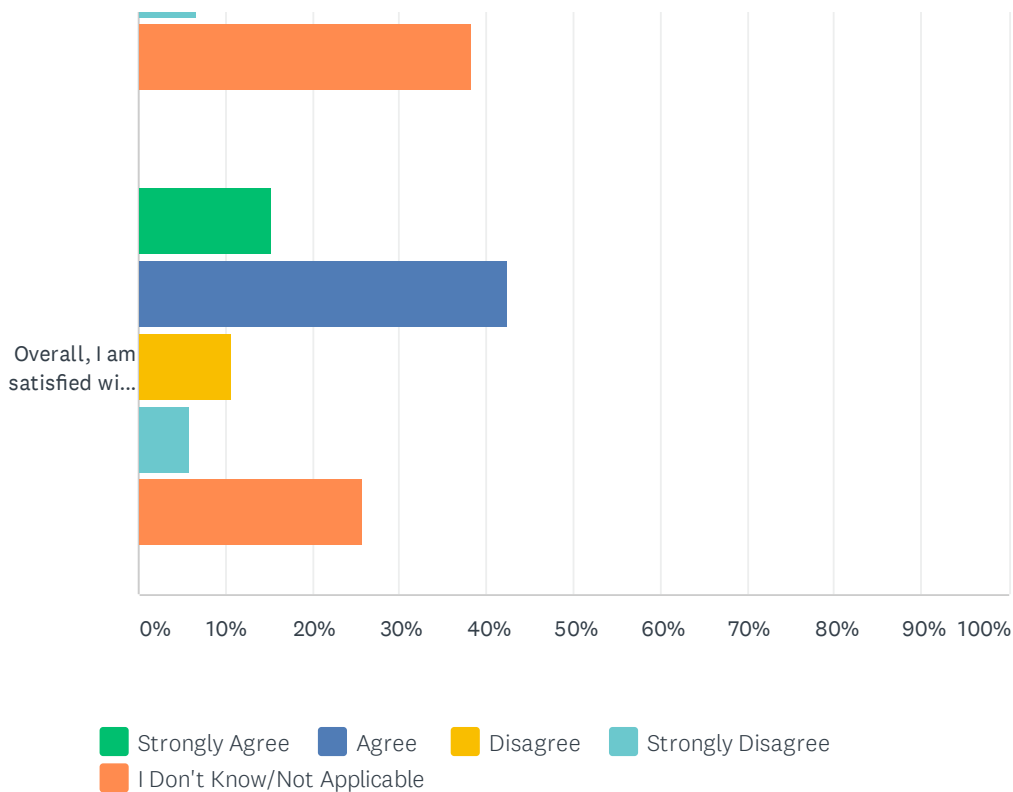
ANSWER CHOICES	RESPONSES	
Strongly Agree	23.40%	226
Agree	59.42%	574
Disagree	9.94%	96
Strongly Disagree	3.00%	29
I Don't Know/Not Applicable	4.24%	41
TOTAL		966

Q17 Please answer the following questions about the Superintendent:

Answered: 952 Skipped: 176



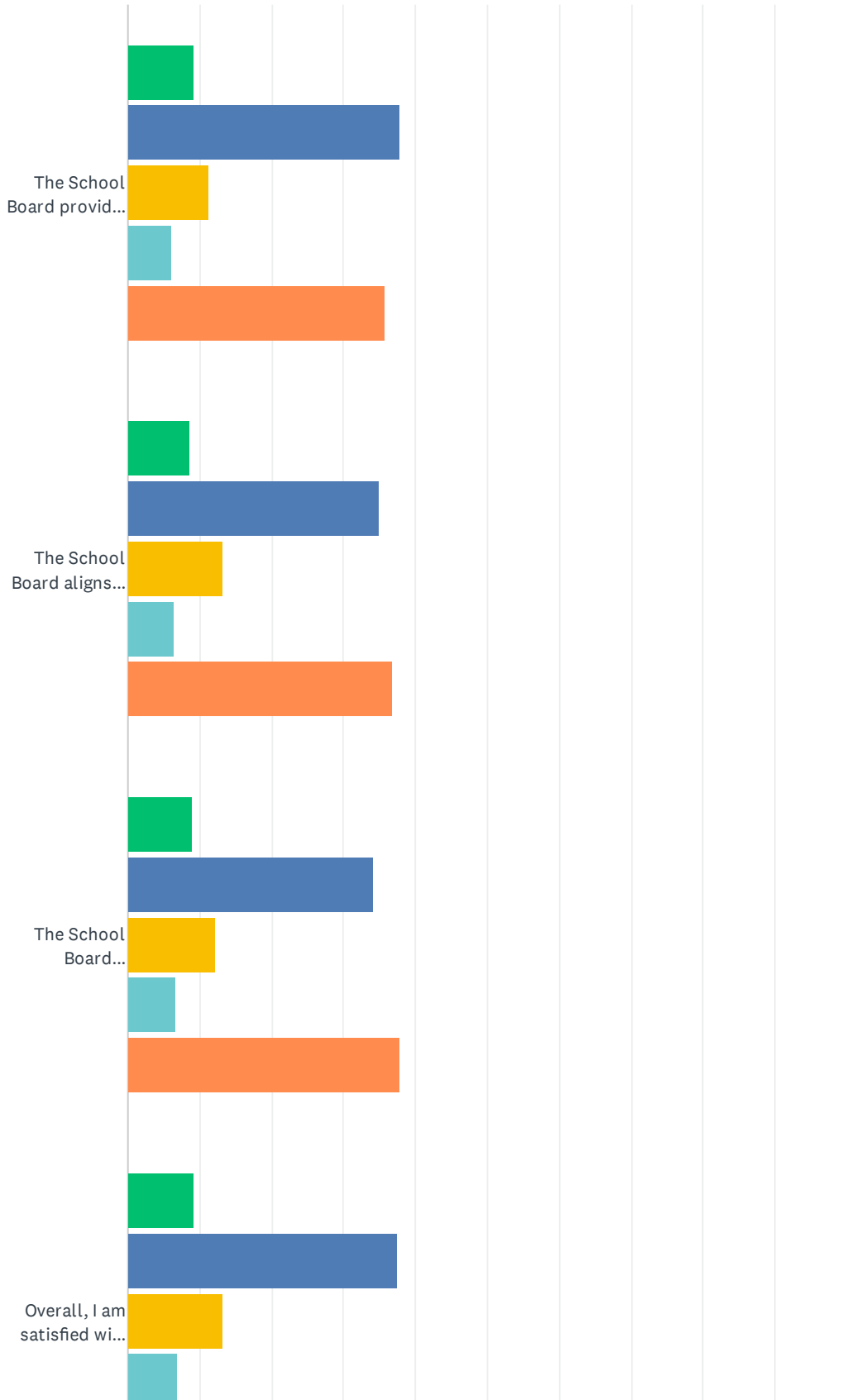
ISD 719 Parent Satisfaction Survey (19-20)



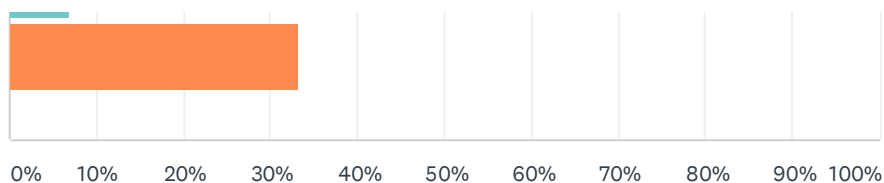
	STRONGLY AGREE	AGREE	DISAGREE	STRONGLY DISAGREE	I DON'T KNOW/NOT APPLICABLE	TOTAL
The Superintendent is visible and accessible in the district.	13.89% 132	38.21% 363	11.16% 106	4.42% 42	32.32% 307	950
The Superintendent communicates a clear vision of excellence and continuous improvement consistent with the goals of the school district.	16.61% 158	47.95% 456	9.99% 95	4.63% 44	20.82% 198	951
The Superintendent works collaboratively with staff, families, and community members to promote and support the mission and goals of the district.	14.01% 133	32.67% 310	10.64% 101	5.58% 53	37.09% 352	949
The Superintendent creates an atmosphere of trust and mutual respect with staff and community.	13.13% 125	32.35% 308	9.56% 91	6.62% 63	38.34% 365	952
Overall, I am satisfied with the Superintendent.	15.17% 144	42.57% 404	10.75% 102	5.80% 55	25.71% 244	949

Q18 Please answer the following questions about the School Board:

Answered: 950 Skipped: 178



ISD 719 Parent Satisfaction Survey (19-20)

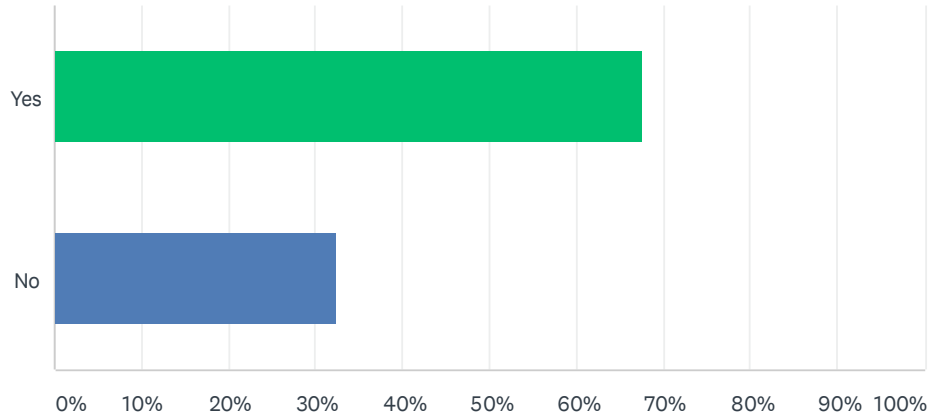


■ Strongly Agree
 ■ Agree
 ■ Disagree
 ■ Strongly Disagree
■ I Don't Know/Not Applicable

	STRONGLY AGREE	AGREE	DISAGREE	STRONGLY DISAGREE	I DON'T KNOW/NOT APPLICABLE	TOTAL
The School Board provides the vision and mission necessary to meet the needs of students in our community.	9.16% 87	37.79% 359	11.26% 107	6.00% 57	35.79% 340	950
The School Board aligns the resources of the district to the goals they hope to achieve.	8.64% 82	34.98% 332	13.17% 125	6.43% 61	36.78% 349	949
The School Board encourages community and staff collaboration in the direction of the school district.	8.96% 85	34.14% 324	12.22% 116	6.74% 64	37.93% 360	949
Overall, I am satisfied with the School Board.	9.28% 88	37.45% 355	13.08% 124	6.96% 66	33.23% 315	948

Q19 Have you, or members of your household, participated in any Community Education programs (Kids' Company, Community Ed Classes) during the past two years?

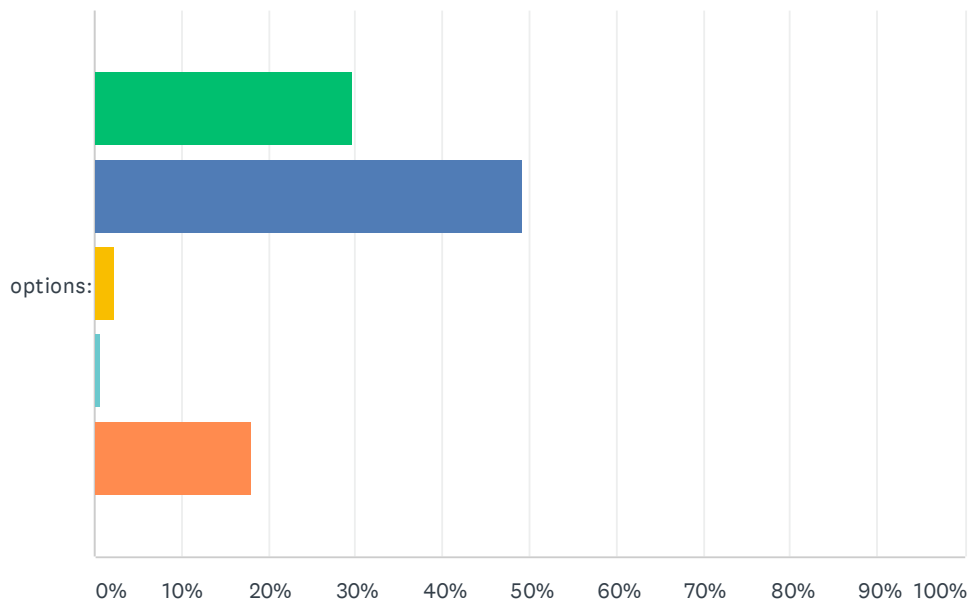
Answered: 963 Skipped: 165



ANSWER CHOICES	RESPONSES	
Yes	67.50%	650
No	32.50%	313
TOTAL		963

Q20 Community Education offers innovative and engaging activities, programs and services for me or my child.

Answered: 963 Skipped: 165



■ Strongly Agree
 ■ Agree
 ■ Disagree
 ■ Strongly Disagree
■ I Don't Know/Not Applicable

	STRONGLY AGREE	AGREE	DISAGREE	STRONGLY DISAGREE	I DON'T KNOW/NOT APPLICABLE	TOTAL	WEIGHTED AVERAGE
options:	29.70%	49.22%	2.39%	0.73%	17.96%	963	2.28
	286	474	23	7	173		