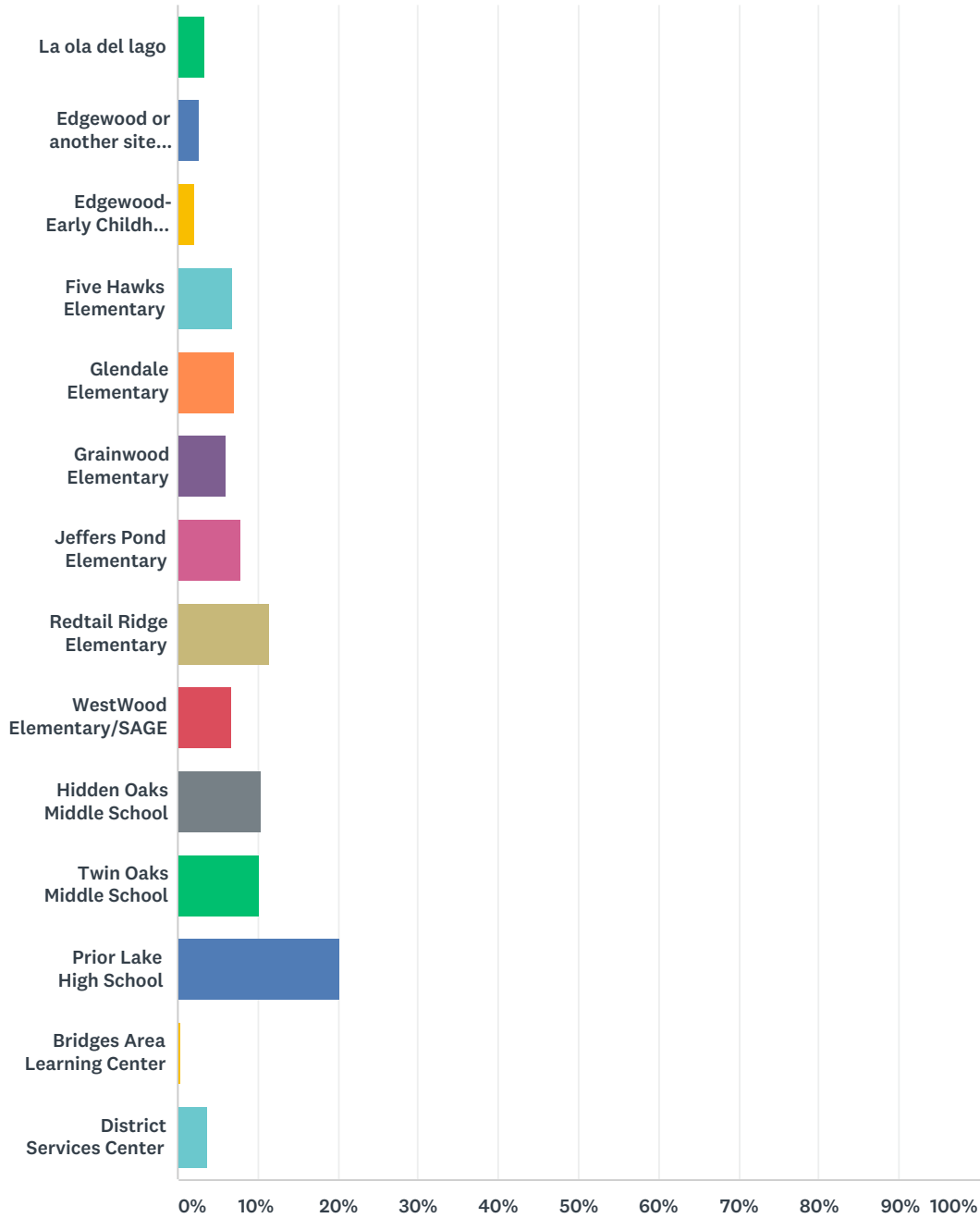


Q1 I work at (choose primary location):

Answered: 390 Skipped: 0



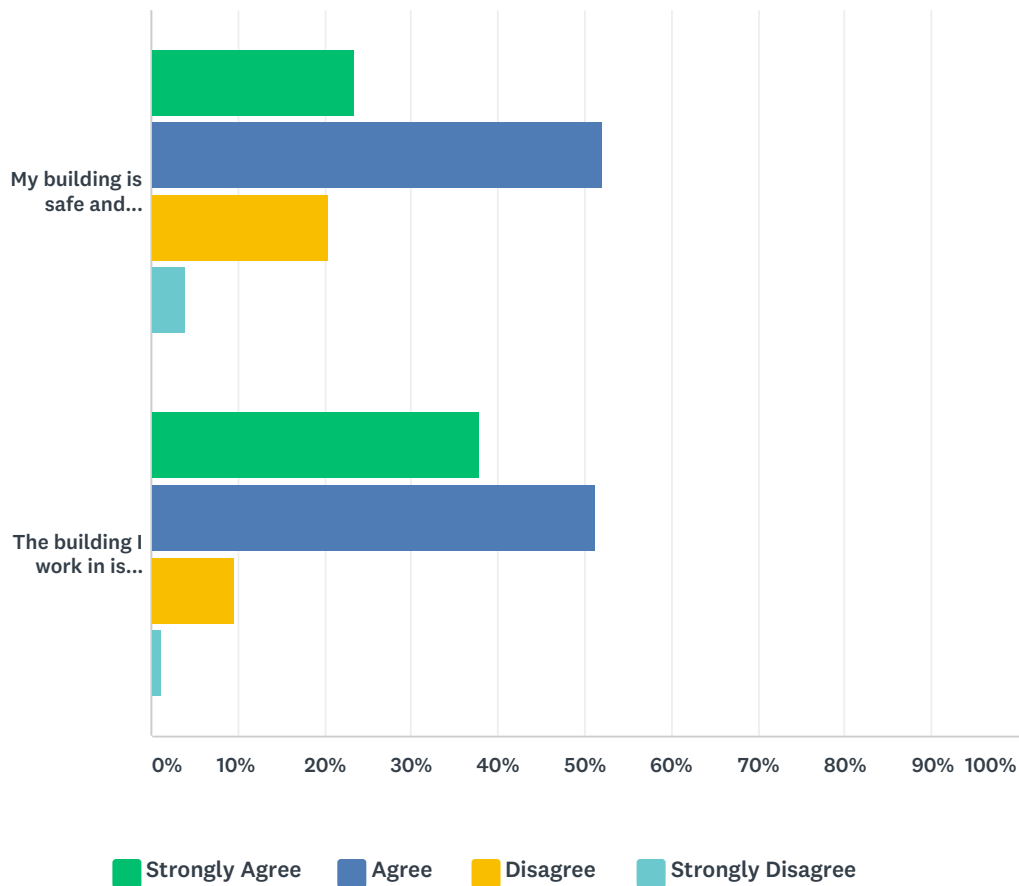
ANSWER CHOICES	RESPONSES	
La ola del lago	3.33%	13
Edgewood or another site- Early Childhood Family Education (ECFE)/Circle of Friends/Screening	2.82%	11
Edgewood- Early Childhood Special Education (ECSE)	2.05%	8
Five Hawks Elementary	6.92%	27
Glendale Elementary	7.18%	28

ISD 719 Certified Staff Satisfaction Survey (17-18)

Grainwood Elementary	6.15%	24
Jeffers Pond Elementary	7.95%	31
Redtail Ridge Elementary	11.54%	45
WestWood Elementary/SAGE	6.67%	26
Hidden Oaks Middle School	10.51%	41
Twin Oaks Middle School	10.26%	40
Prior Lake High School	20.26%	79
Bridges Area Learning Center	0.51%	2
District Services Center	3.85%	15
TOTAL		390

Q2 Please answer the following questions regarding your physical work environment:

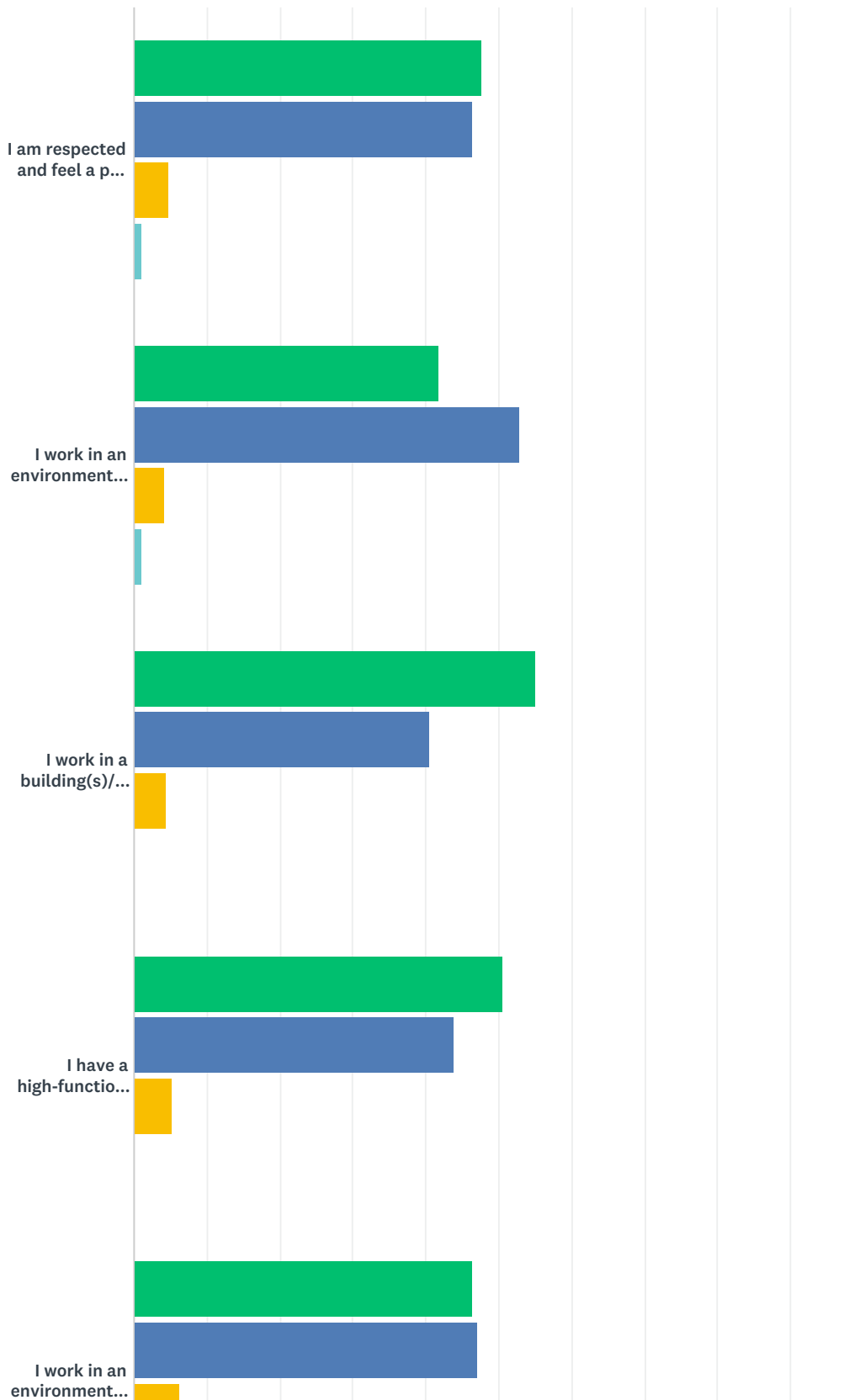
Answered: 377 Skipped: 13



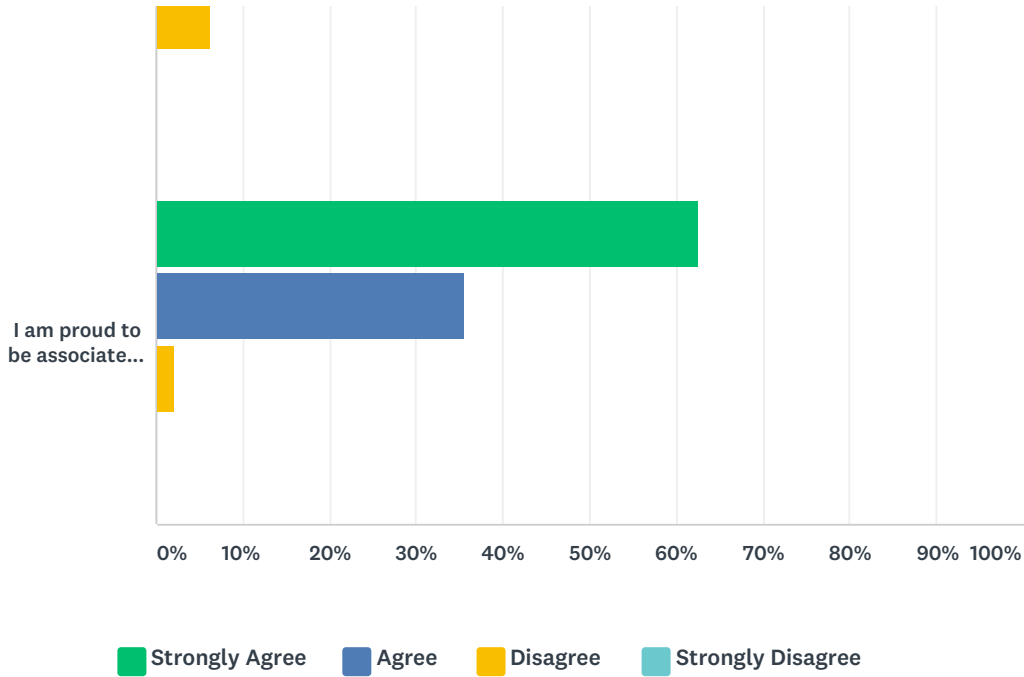
	STRONGLY AGREE	AGREE	DISAGREE	STRONGLY DISAGREE	TOTAL
My building is safe and secure.	23.39% 87	52.15% 194	20.43% 76	4.03% 15	372
The building I work in is clean and well-maintained.	37.87% 142	51.20% 192	9.60% 36	1.33% 5	375

Q3 Please rate the following questions regarding your work/school culture.

Answered: 358 Skipped: 32



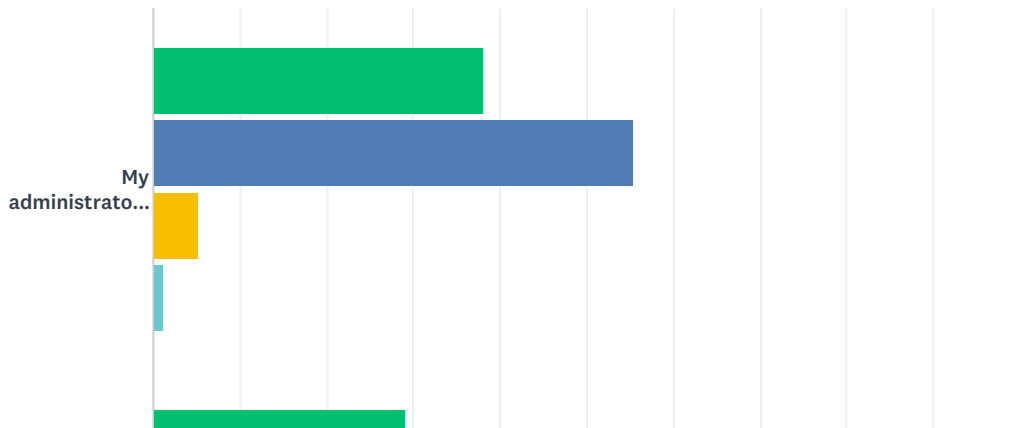
ISD 719 Certified Staff Satisfaction Survey (17-18)



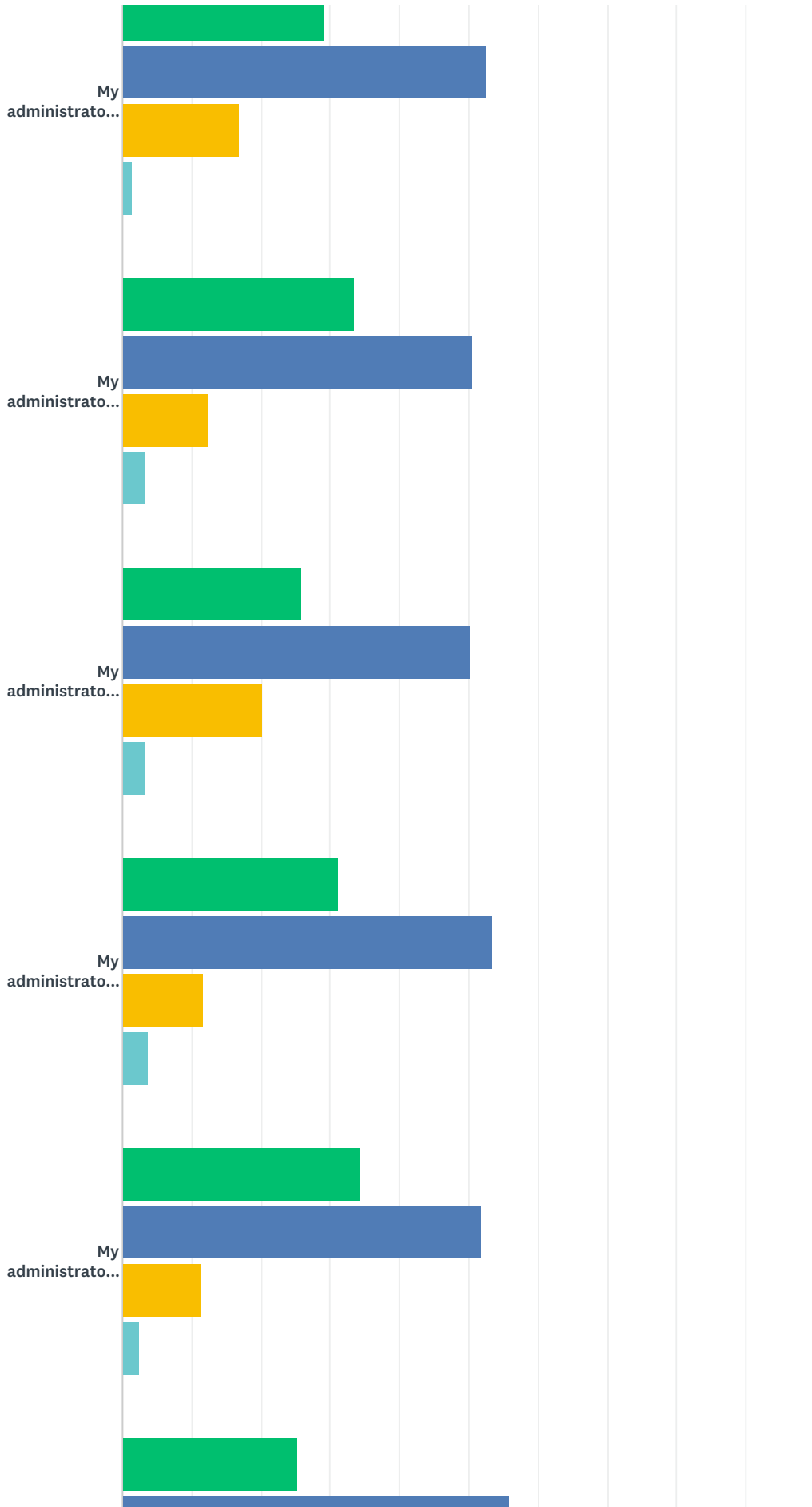
	STRONGLY AGREE	AGREE	DISAGREE	STRONGLY DISAGREE	TOTAL
I am respected and feel a part of the building(s)/department(s) in which I work.	47.77% 171	46.37% 166	4.75% 17	1.12% 4	358
I work in an environment that respects diversity and is discrimination-free.	41.74% 149	52.94% 189	4.20% 15	1.12% 4	357
I work in a building(s)/department(s) with high expectations.	55.03% 197	40.50% 145	4.47% 16	0.00% 0	358
I have a high-functioning collaborative working relationship with my colleagues.	50.70% 181	43.98% 157	5.32% 19	0.00% 0	357
I work in an environment that supports innovative ideas and practices.	46.48% 165	47.04% 167	6.20% 22	0.28% 1	355
I am proud to be associated with PLSAS and its brand.	62.50% 220	35.51% 125	1.99% 7	0.00% 0	352

Q4 Please answer the following questions regarding your administrator/supervisor:

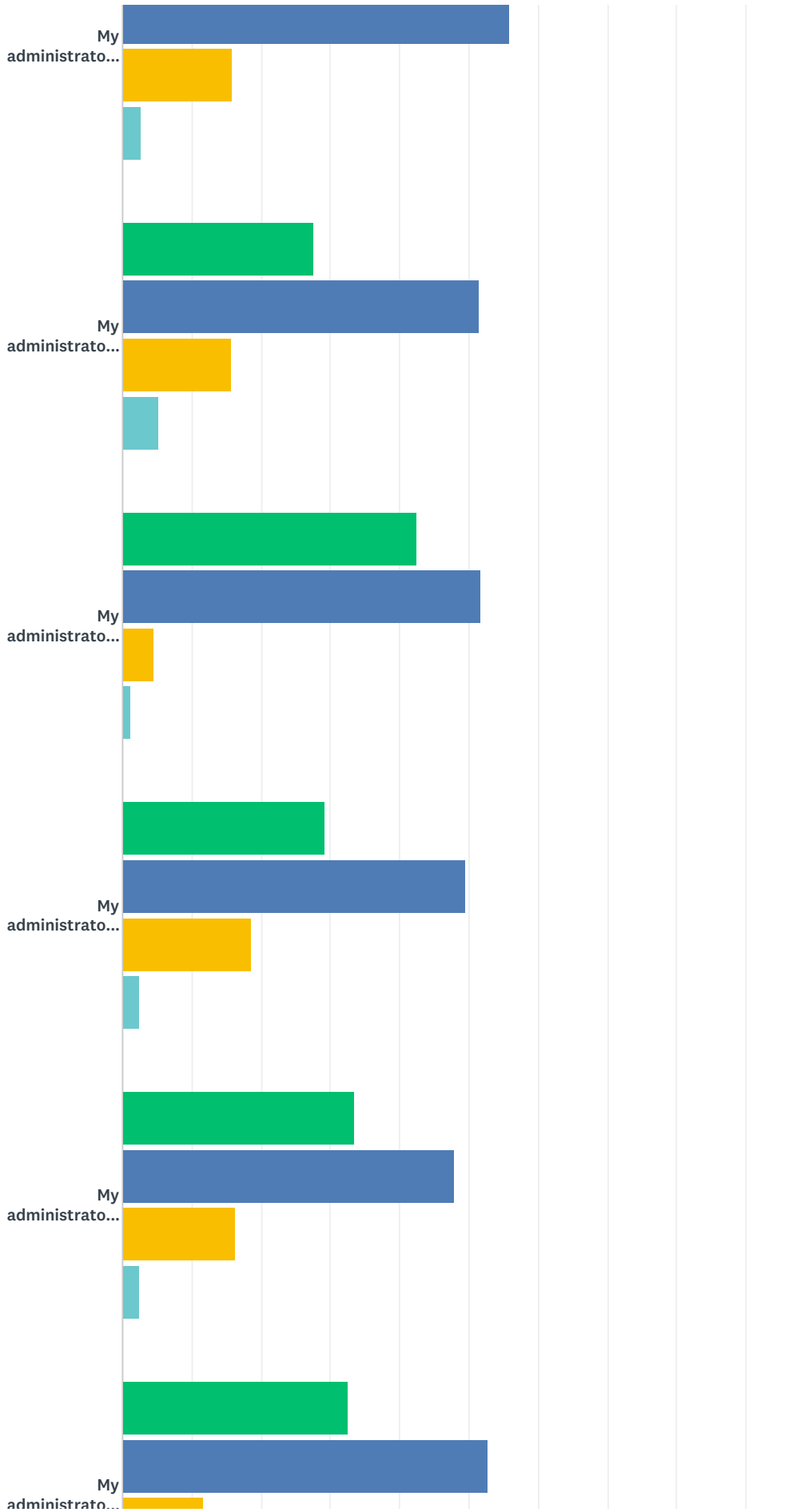
Answered: 325 Skipped: 65



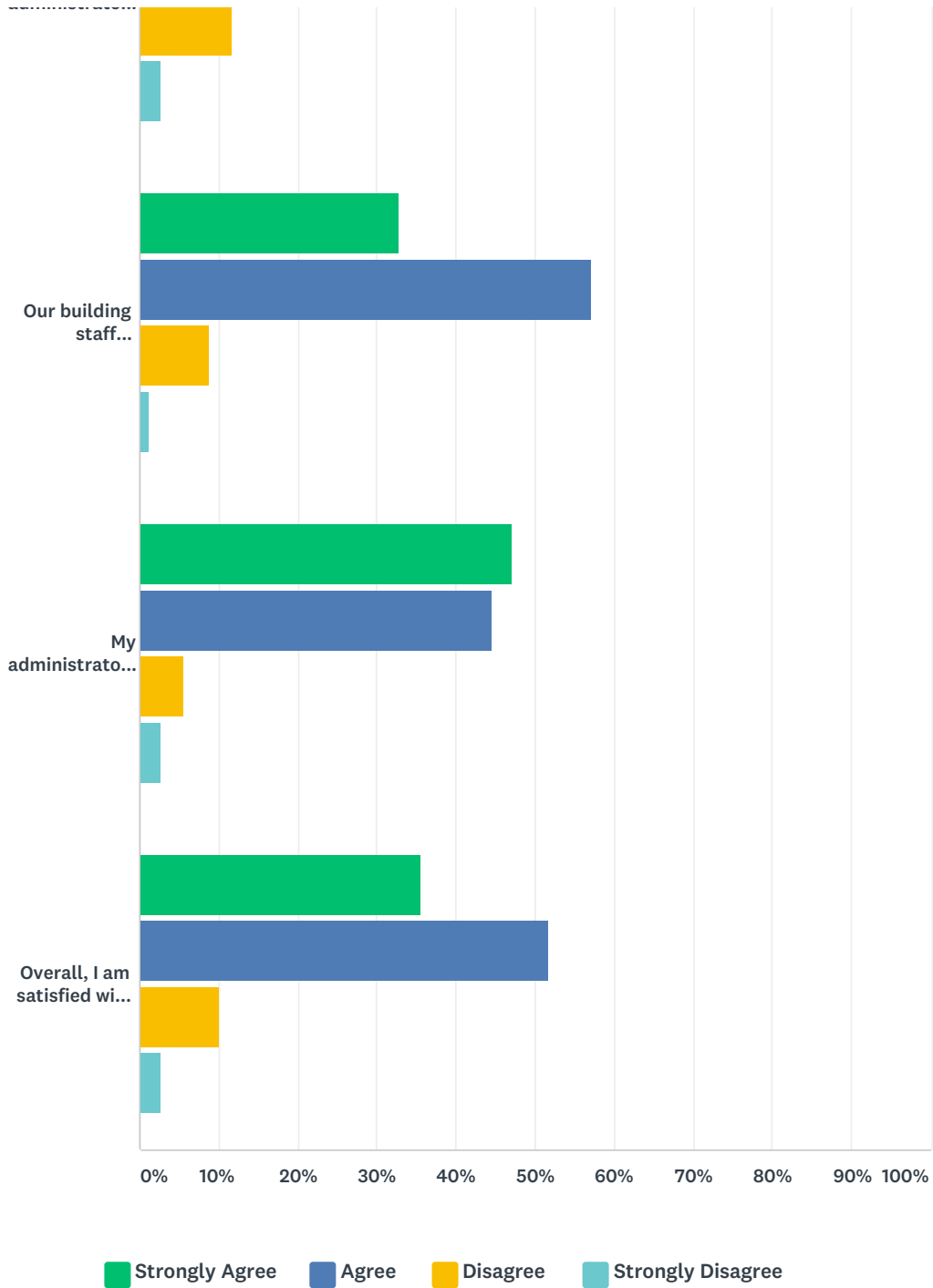
ISD 719 Certified Staff Satisfaction Survey (17-18)



ISD 719 Certified Staff Satisfaction Survey (17-18)



ISD 719 Certified Staff Satisfaction Survey (17-18)



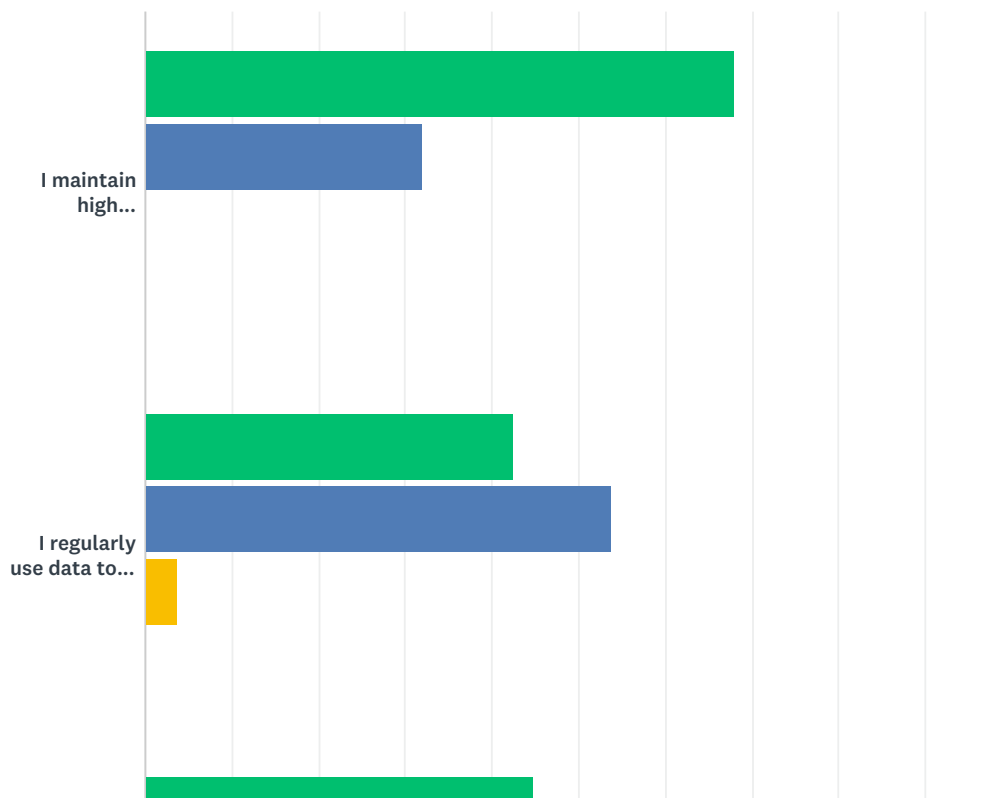
	STRONGLY AGREE	AGREE	DISAGREE	STRONGLY DISAGREE	TOTAL
My administrator(s)/supervisor(s) promotes a district aligned mission, vision, and strategic plan through the building.	38.15% 124	55.38% 180	5.23% 17	1.23% 4	325
My administrator(s)/supervisor(s) involves me in the school continuous improvement plan (SCIP).	29.01% 94	52.47% 170	16.98% 55	1.54% 5	324
My administrator(s)/supervisor(s) is visible and accessible.	33.54% 108	50.62% 163	12.42% 40	3.42% 11	322
My administrator(s)/supervisor(s) routinely observes instruction and provides ongoing feedback and coaching to teachers and other staff in a fair and equitable manner in order to support professional growth.	25.94% 83	50.31% 161	20.31% 65	3.44% 11	320

ISD 719 Certified Staff Satisfaction Survey (17-18)

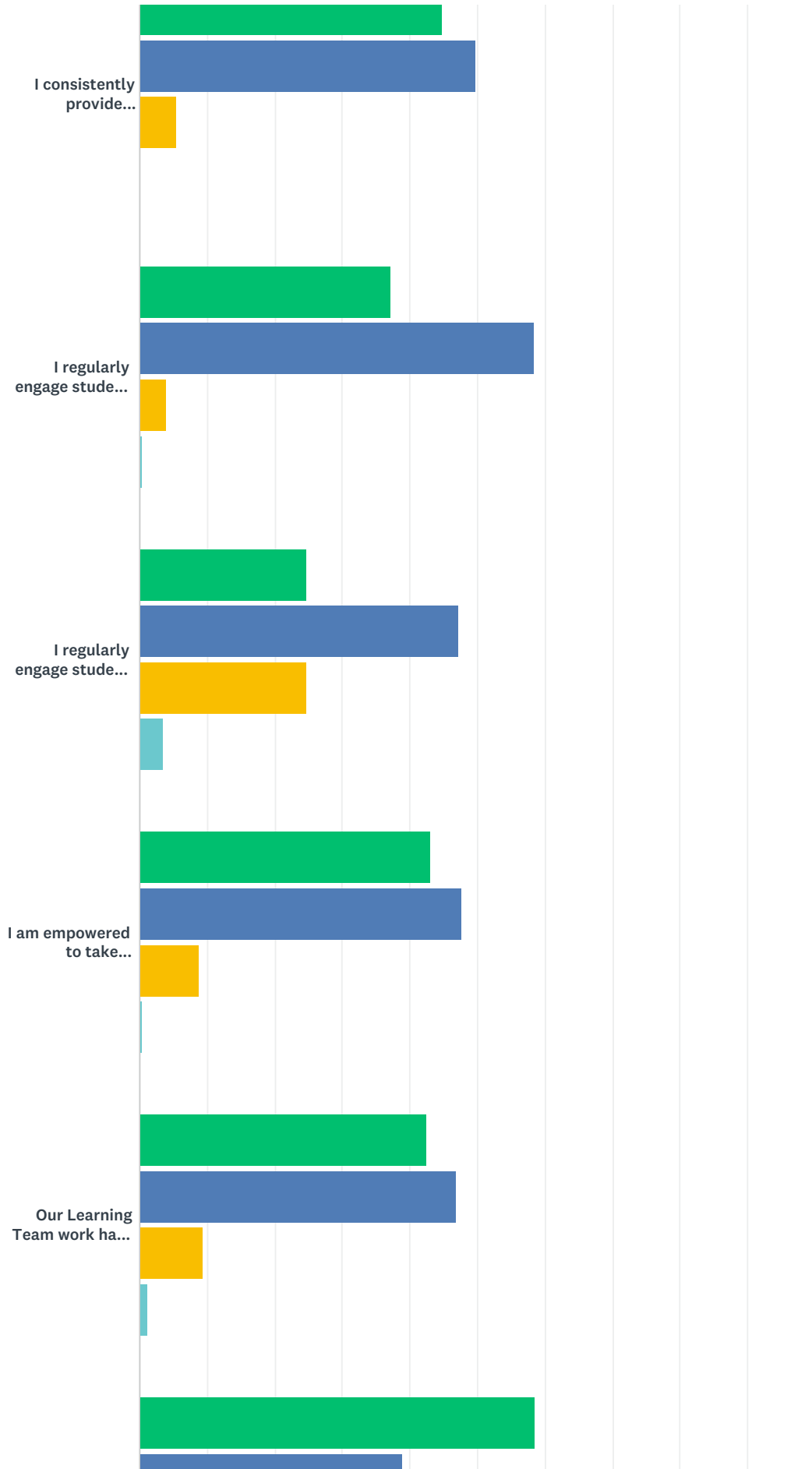
My administrator(s)/supervisor(s) listens and follows through when I express concerns.	31.27% 101	53.25% 172	11.76% 38	3.72% 12	323
My administrator(s)/supervisor(s) communicates in a professional and timely manner.	34.26% 111	51.85% 168	11.42% 37	2.47% 8	324
My administrator(s)/supervisor(s) provides me clear expectations of how I should measure the quality of my work.	25.39% 81	55.80% 178	15.99% 51	2.82% 9	319
My administrator(s)/supervisor(s) helps to resolve student behavior issues.	27.55% 89	51.39% 166	15.79% 51	5.26% 17	323
My administrator(s)/supervisor(s) fosters a shared commitment to high expectations for student achievement.	42.41% 137	51.70% 167	4.64% 15	1.24% 4	323
My administrator(s)/supervisor(s) is an instructional leader.	29.34% 93	49.53% 157	18.61% 59	2.52% 8	317
My administrator(s)/supervisor(s) collaborates with teachers to examine student and school data to measure student learning and growth, identify achievement gaps, and develop strategic interventions that improve learning and close identified gaps.	33.44% 107	47.81% 153	16.25% 52	2.50% 8	320
My administrator(s)/supervisor(s) distributes leadership responsibilities and utilizes shared decision making opportunities.	32.61% 105	52.80% 170	11.80% 38	2.80% 9	322
Our building staff development time and activities are directly linked to the building SCIP.	32.92% 106	57.14% 184	8.70% 28	1.24% 4	322
My administrator(s)/supervisor(s) shows appreciation for staff members.	47.04% 151	44.55% 143	5.61% 18	2.80% 9	321
Overall, I am satisfied with my administrator(s)/supervisor(s).	35.51% 114	51.71% 166	9.97% 32	2.80% 9	321

Q5 Please reflect and rate yourself on each of the following:

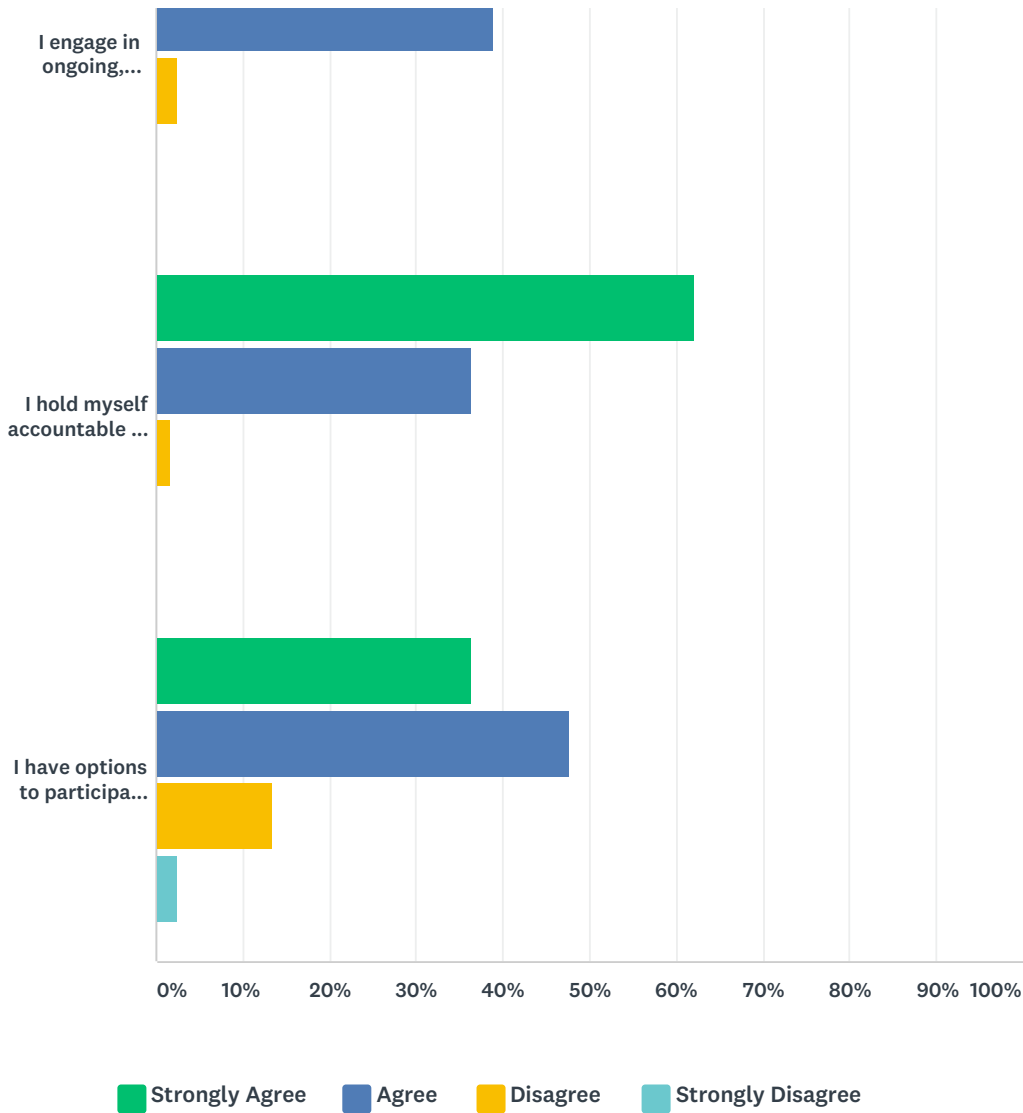
Answered: 313 Skipped: 77



ISD 719 Certified Staff Satisfaction Survey (17-18)



ISD 719 Certified Staff Satisfaction Survey (17-18)



	STRONGLY AGREE	AGREE	DISAGREE	STRONGLY DISAGREE	TOTAL
I maintain high expectations for all of my students.	67.95% 212	32.05% 100	0.00% 0	0.00% 0	312
I regularly use data to make informed decisions and improve my practice and student learning.	42.49% 133	53.67% 168	3.83% 12	0.00% 0	313
I consistently provide interventions to struggling students.	44.69% 139	49.84% 155	5.47% 17	0.00% 0	311
I regularly engage students by integrating 21st century skills into my instruction (creativity, innovation, critical thinking, information and technology literacy, communication and collaboration)	37.34% 115	58.44% 180	3.90% 12	0.32% 1	308
I regularly engage students in E-STEM (Environmental Education, Science, Technology, Engineering and Math) activities.	24.59% 75	47.21% 144	24.59% 75	3.61% 11	305
I am empowered to take professional risks to improve my school, program or department.	43.18% 133	47.73% 147	8.77% 27	0.32% 1	308
Our Learning Team work has helped my professional growth.	42.44% 132	46.95% 146	9.32% 29	1.29% 4	311
I engage in ongoing, collaborative work with my colleagues to ensure student learning.	58.52% 182	38.91% 121	2.57% 8	0.00% 0	311

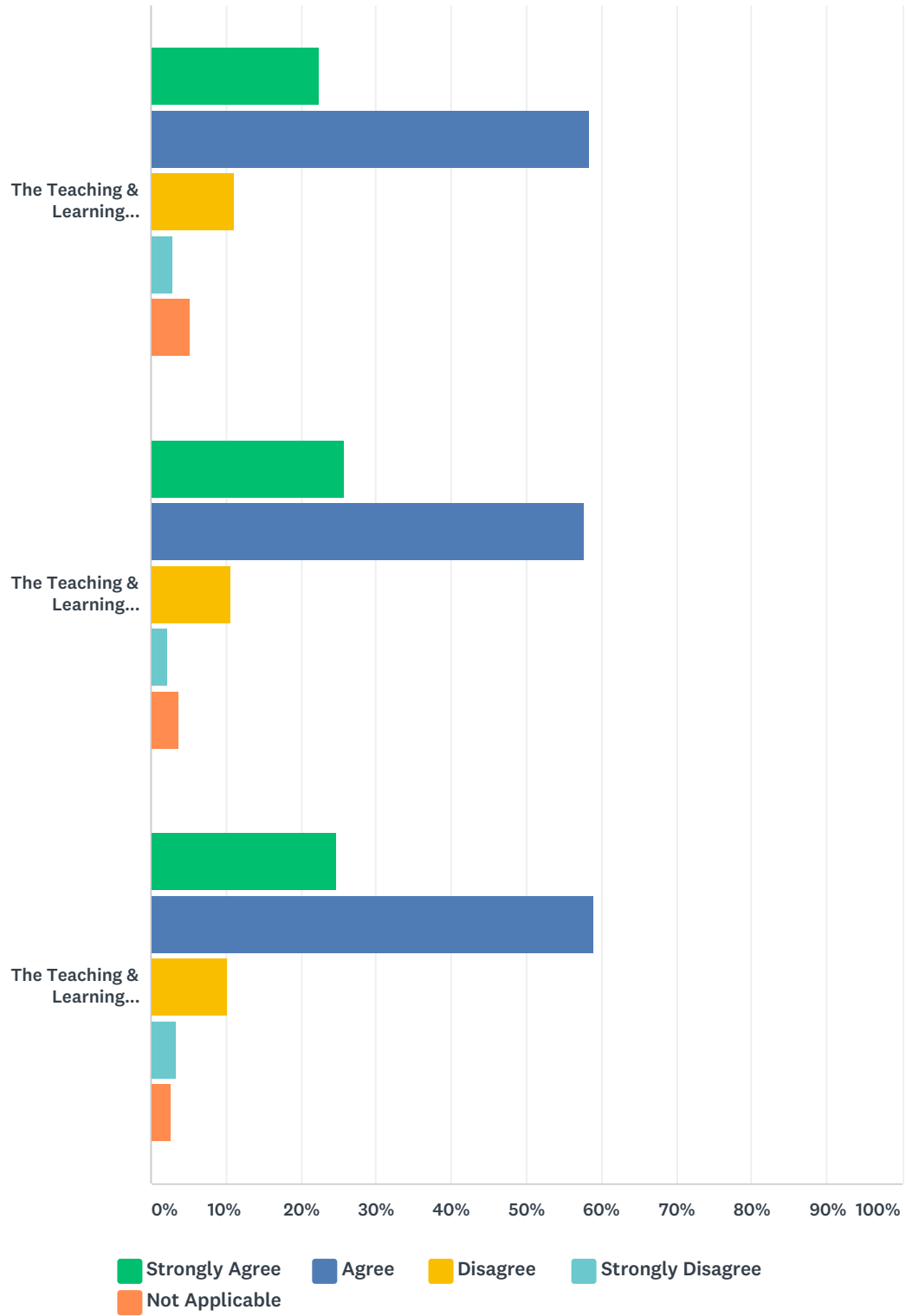
ISD 719 Certified Staff Satisfaction Survey (17-18)

I hold myself accountable for eliminating racial achievement disparities to ensure the academic success of all learners.	62.06% 193	36.33% 113	1.61% 5	0.00% 0	311
I have options to participate in professional development within the district that I need to reach my goals.	36.42% 114	47.60% 149	13.42% 42	2.56% 8	313

Q6 Please answer the following questions regarding the Teaching and Learning Department (Technology Integrationists, Q-comp, Data & Assessment, Digital Curriculum, Curriculum Specialists, Special Education Curriculum)

Answered: 301 Skipped: 89

ISD 719 Certified Staff Satisfaction Survey (17-18)



	STRONGLY AGREE	AGREE	DISAGREE	STRONGLY DISAGREE	NOT APPLICABLE	TOTAL
The Teaching & Learning Department staff is responsive to my ideas, needs, and requests.	22.33% 67	58.33% 175	11.00% 33	3.00% 9	5.33% 16	300
The Teaching & Learning Department supports the work of improving instructional practices.	25.67% 77	57.67% 173	10.67% 32	2.33% 7	3.67% 11	300

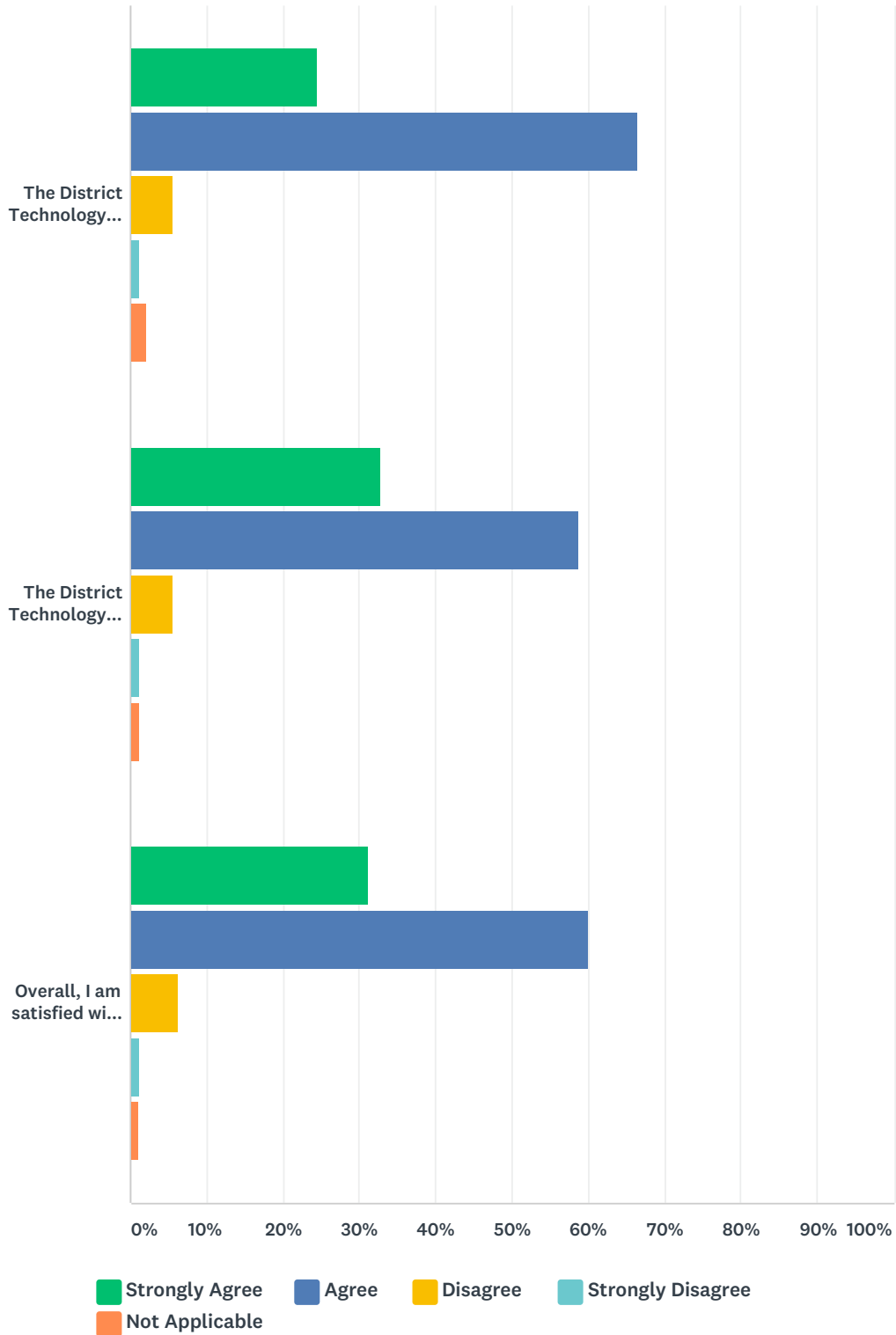
ISD 719 Certified Staff Satisfaction Survey (17-18)

The Teaching & Learning Department supports my professional growth (Districtwide PD, Building Specific PD, Workshop Live, Data Days, Camp Cultivate, etc)	24.67%	59.00%	10.33%	3.33%	2.67%	300
	74	177	31	10	8	

Q7 Please answer the following questions regarding the District Technology Department:

Answered: 299 Skipped: 91

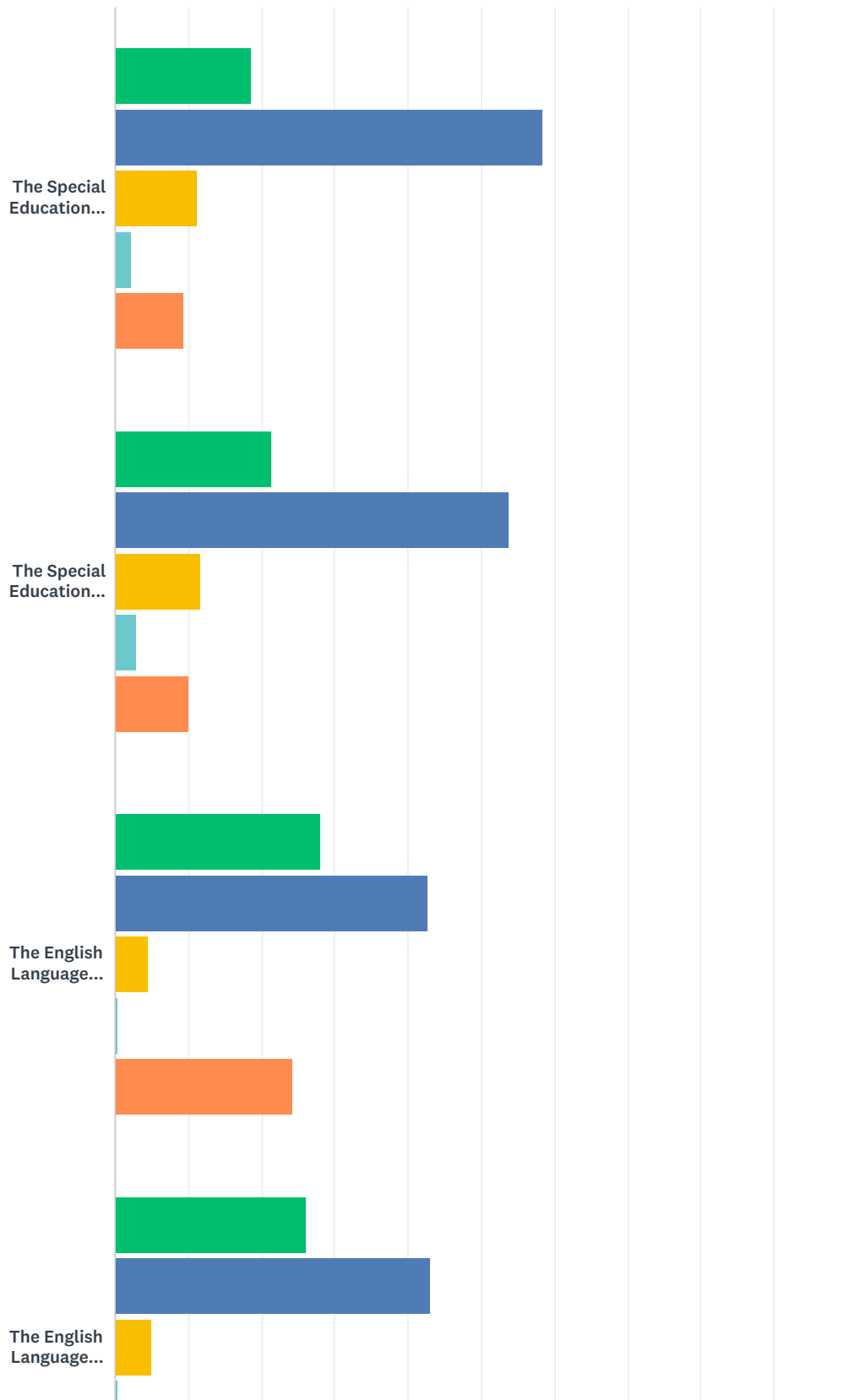
ISD 719 Certified Staff Satisfaction Survey (17-18)



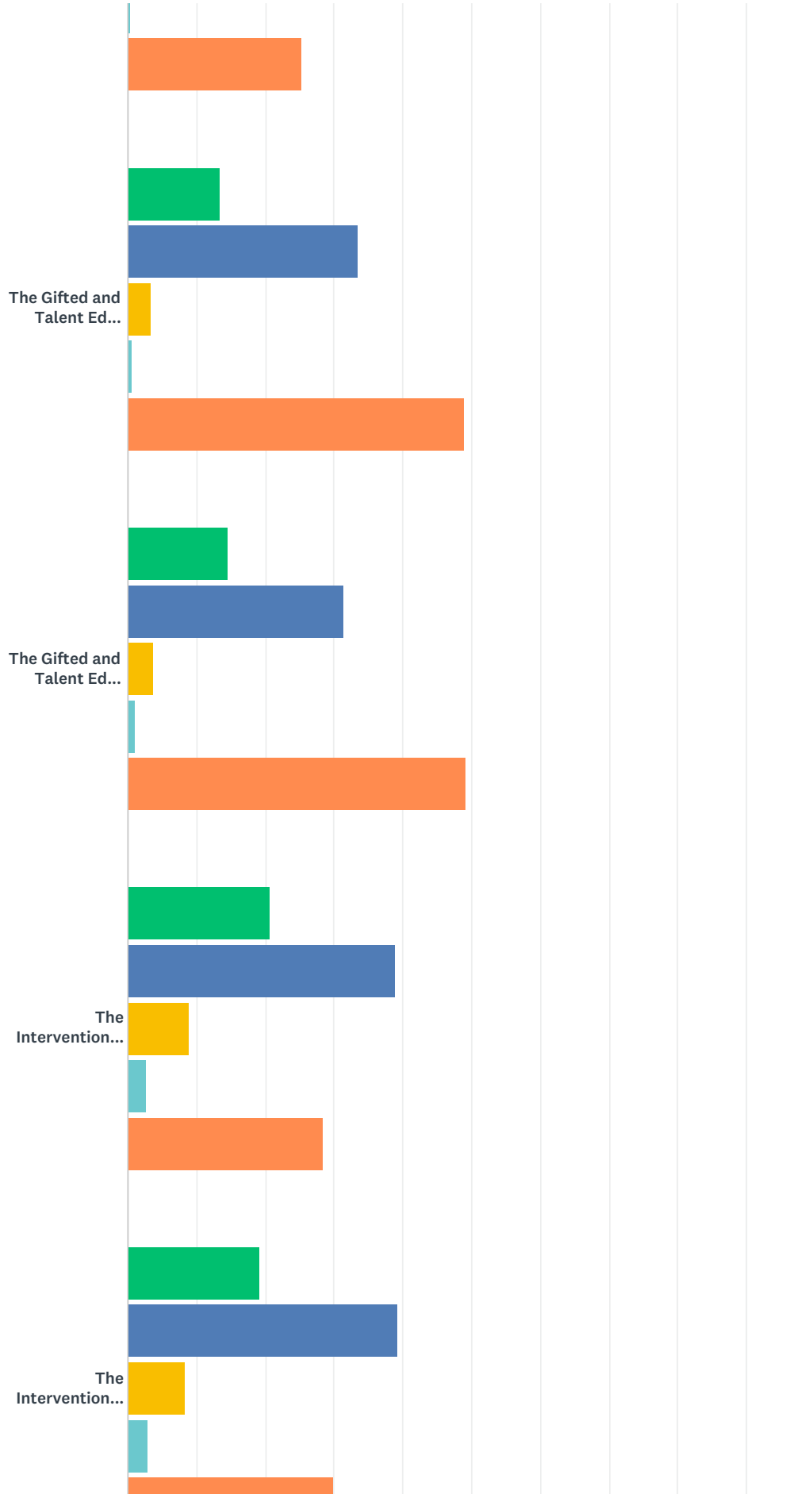
	STRONGLY AGREE	AGREE	DISAGREE	STRONGLY DISAGREE	NOT APPLICABLE	TOTAL
The District Technology Department supports me in accomplishing my goals.	24.41% 73	66.56% 199	5.69% 17	1.34% 4	2.01% 6	299
The District Technology Department provides a high level of customer service that meets the needs of employees.	32.78% 98	58.86% 176	5.69% 17	1.34% 4	1.34% 4	299
Overall, I am satisfied with the District Technology Department.	31.21% 93	60.07% 179	6.38% 19	1.34% 4	1.01% 3	298

Q8 Please answer the following questions regarding the District Student Support Services Department:

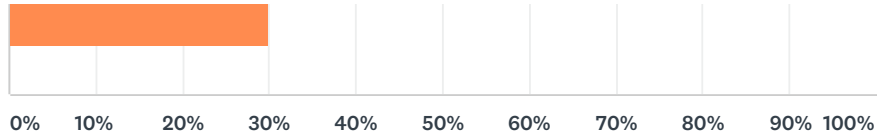
Answered: 301 Skipped: 89



ISD 719 Certified Staff Satisfaction Survey (17-18)



ISD 719 Certified Staff Satisfaction Survey (17-18)

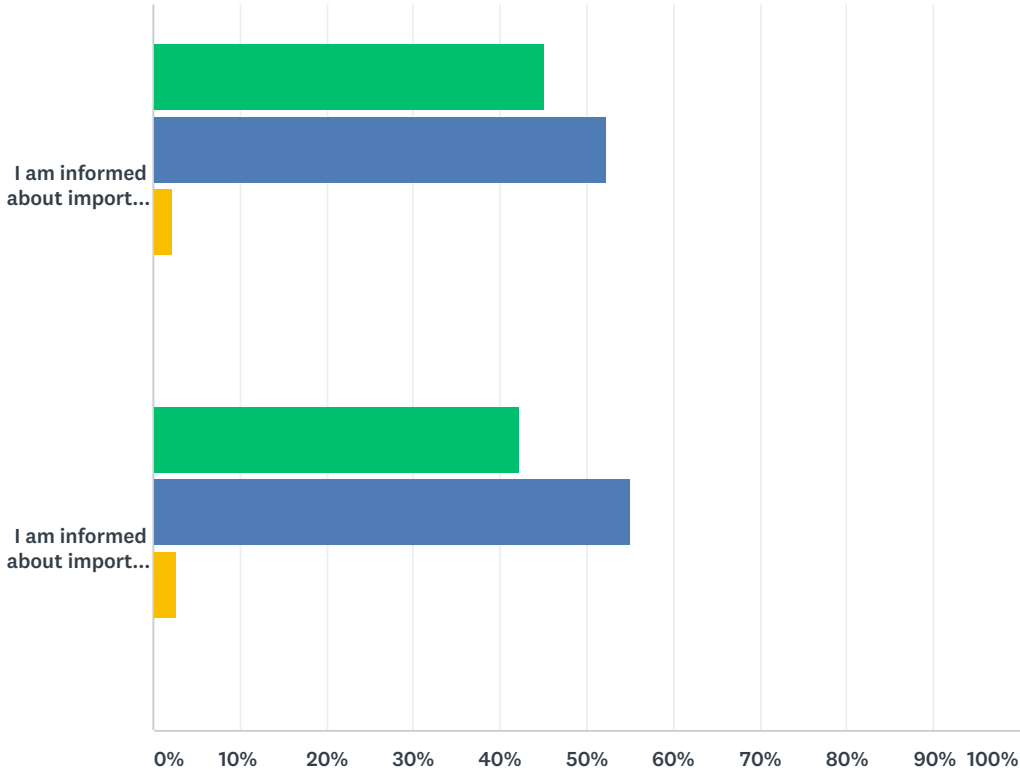


	STRONGLY AGREE	AGREE	DISAGREE	STRONGLY DISAGREE	NOT APPLICABLE	TOTAL
The Special Education Department is responsive to my concerns, needs and requests related to Special Education.	18.67% 56	58.33% 175	11.33% 34	2.33% 7	9.33% 28	300
The Special Education Department supports me in meeting the needs of students who qualify for Special Education services.	21.40% 64	53.85% 161	11.71% 35	3.01% 9	10.03% 30	299
The English Language Learner Department is responsive to my concerns, needs and requests related to English Language Learners.	28.00% 84	42.67% 128	4.67% 14	0.33% 1	24.33% 73	300
The English Language Learner Department supports me in meeting the needs of students who qualify for English Language services.	26.09% 78	43.14% 129	5.02% 15	0.33% 1	25.42% 76	299
The Gifted and Talent Ed Department is responsive to my concerns, needs and requests related to Gifted and Talented.	13.42% 40	33.56% 100	3.36% 10	0.67% 2	48.99% 146	298
The Gifted and Talent Ed Department supports me in meeting the needs of students who qualify for Gifted and Talented services.	14.72% 44	31.44% 94	3.68% 11	1.00% 3	49.16% 147	299
The Intervention Department is responsive to my concerns, needs and requests related to Intervention.	20.81% 62	38.93% 116	9.06% 27	2.68% 8	28.52% 85	298
The Intervention Department supports me in meeting the needs of students who qualify for intervention services.	19.19% 57	39.39% 117	8.42% 25	3.03% 9	29.97% 89	297

Q9 Please answer the following questions about communications:

Answered: 294 Skipped: 96

ISD 719 Certified Staff Satisfaction Survey (17-18)



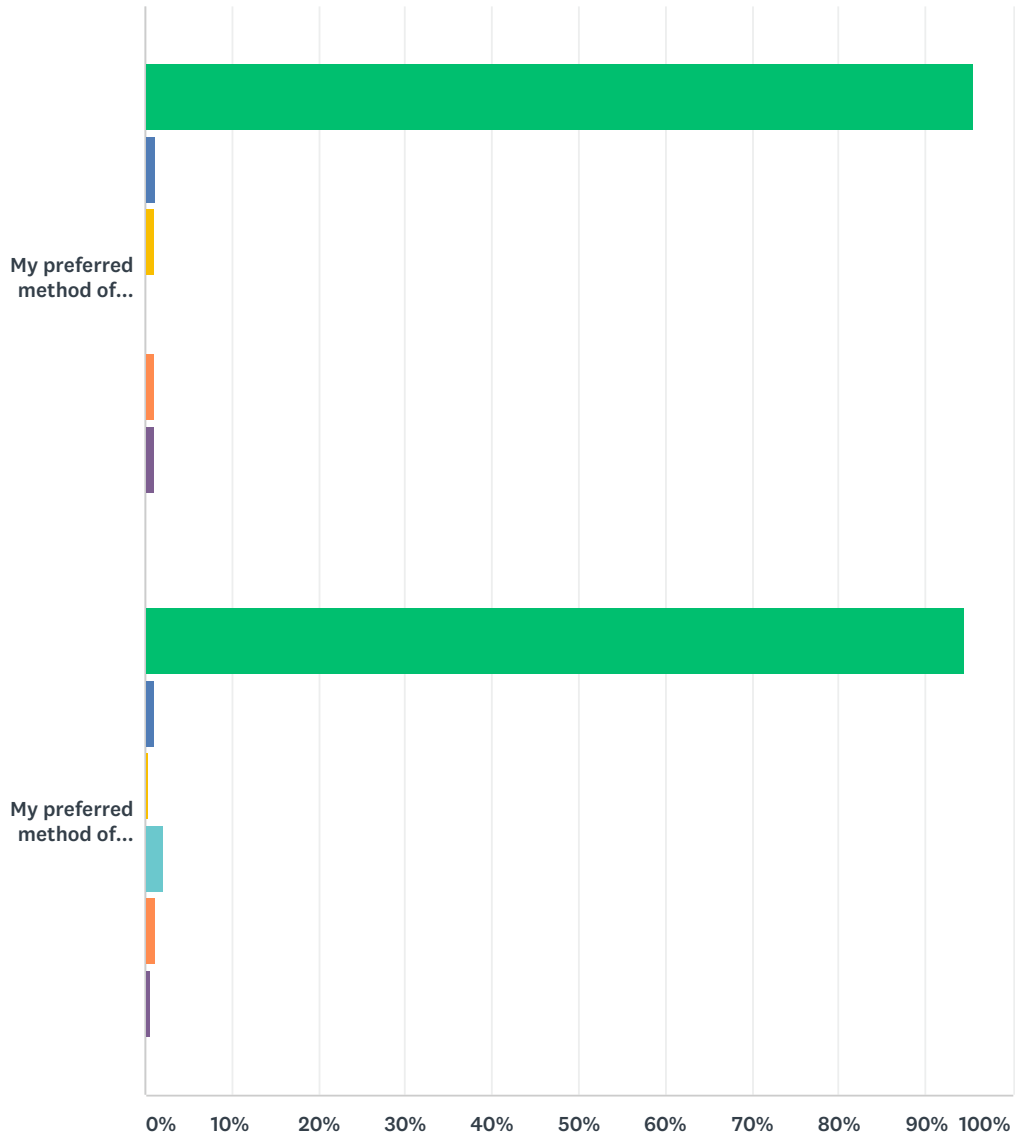
■ Strongly Agree
 ■ Agree
 ■ Disagree
 ■ Strongly Disagree

	STRONGLY AGREE	AGREE	DISAGREE	STRONGLY DISAGREE	TOTAL
I am informed about important school-level dates, activities, events and information.	45.24% 133	52.38% 154	2.38% 7	0.00% 0	294
I am informed about important district-level dates, activities, events and information.	42.18% 124	55.10% 162	2.72% 8	0.00% 0	294

Q10 Please indicate your preferred methods of communication:

Answered: 298 Skipped: 92

ISD 719 Certified Staff Satisfaction Survey (17-18)



■ Email
 ■ Printed Information
 ■ School Newsletter
 ■ District Newsletter
■ Webpage
 ■ Social Media

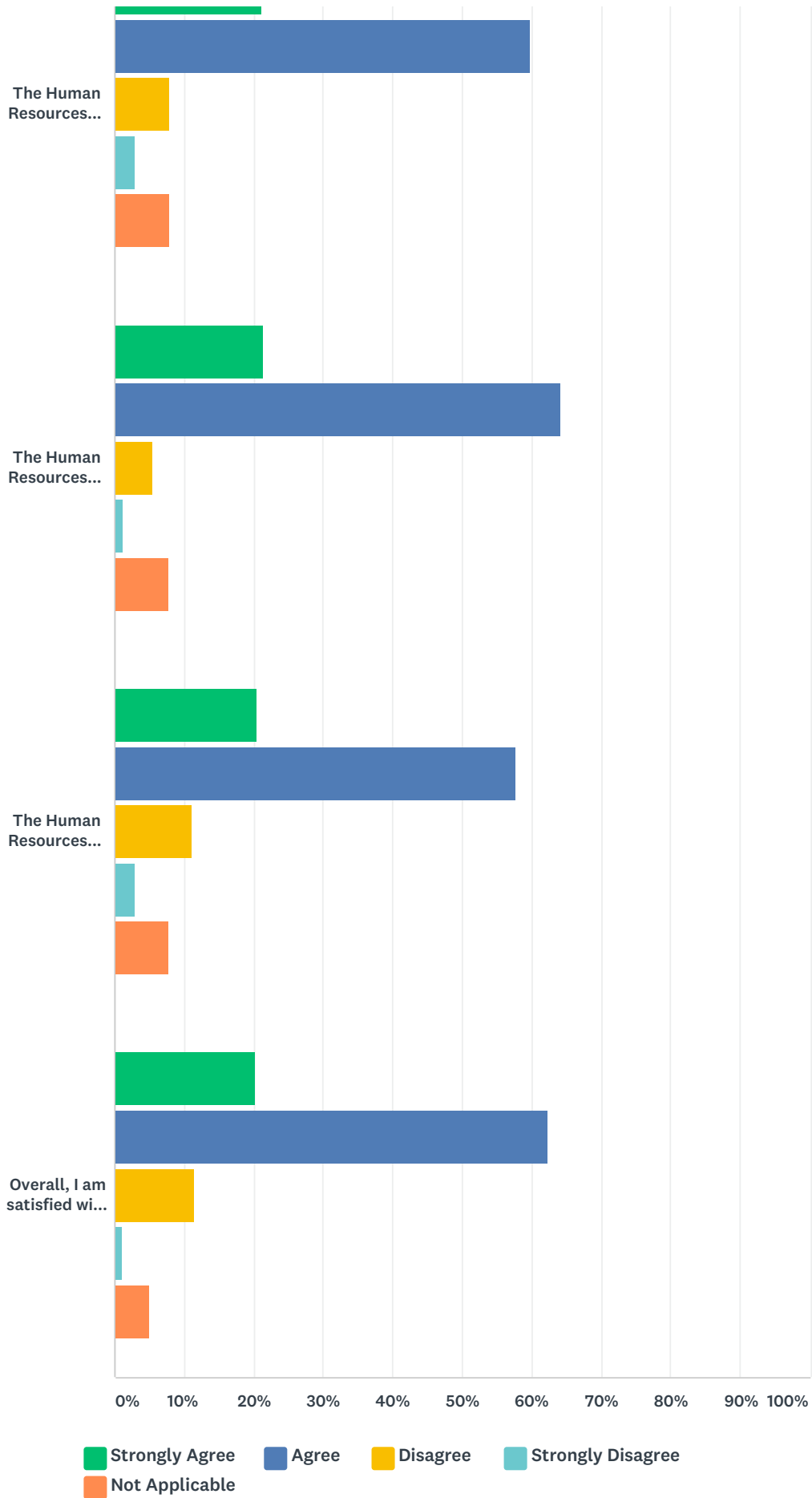
	EMAIL	PRINTED INFORMATION	SCHOOL NEWSLETTER	DISTRICT NEWSLETTER	WEBPAGE	SOCIAL MEDIA	TOTAL
My preferred method of school-level communication is:	95.62% 284	1.35% 4	1.01% 3	0.00% 0	1.01% 3	1.01% 3	297
My preferred method of district-level communication is:	94.61% 281	1.01% 3	0.34% 1	2.02% 6	1.35% 4	0.67% 2	297

Q11 Please answer the following questions regarding Human Resources Department:

Answered: 299 Skipped: 91



ISD 719 Certified Staff Satisfaction Survey (17-18)

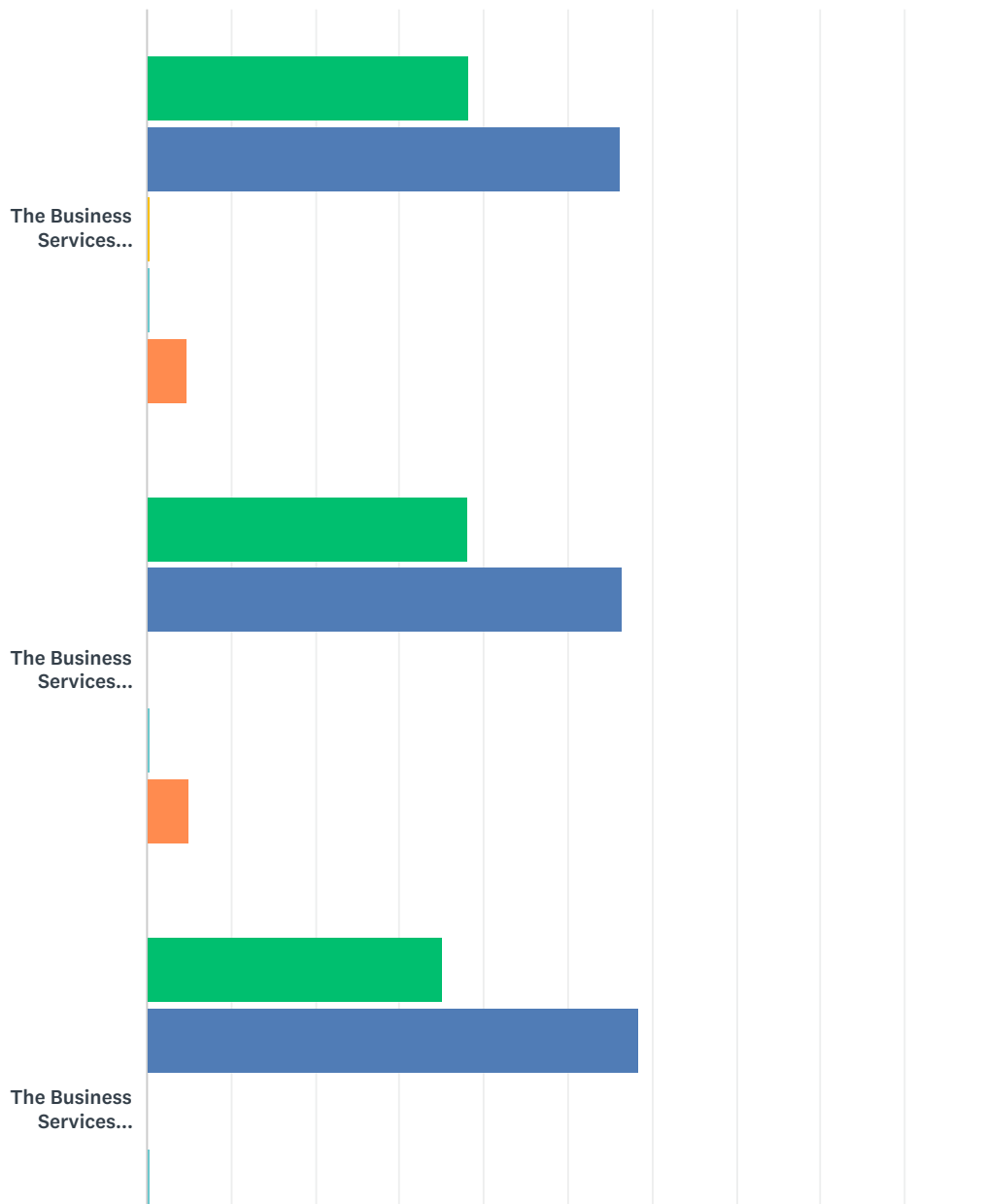


ISD 719 Certified Staff Satisfaction Survey (17-18)

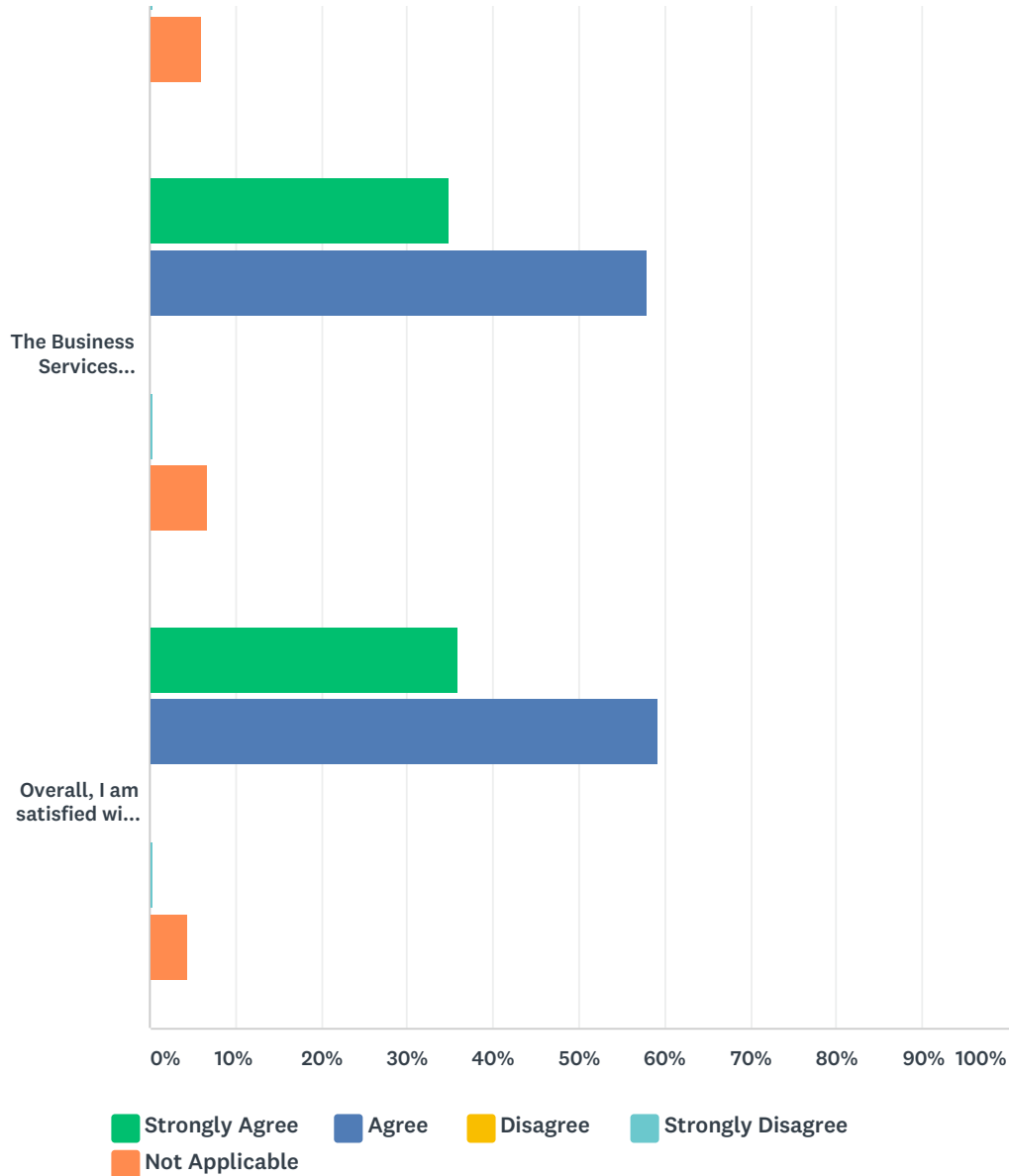
	STRONGLY AGREE	AGREE	DISAGREE	STRONGLY DISAGREE	NOT APPLICABLE	TOTAL
The Human Resources Department provides timely service.	21.07% 63	59.87% 179	8.03% 24	3.01% 9	8.03% 24	299
The Human Resources Department provides accurate and useful information.	21.40% 64	64.21% 192	5.35% 16	1.34% 4	7.69% 23	299
The Human Resources Department provides a high level of customer service which meets the needs of employees.	20.47% 61	57.72% 172	11.07% 33	3.02% 9	7.72% 23	298
Overall, I am satisfied with the Human Resources Department.	20.20% 60	62.29% 185	11.45% 34	1.01% 3	5.05% 15	297

Q12 Please answer the following questions regarding Business Services (payroll, accounts payable):

Answered: 297 Skipped: 93



ISD 719 Certified Staff Satisfaction Survey (17-18)

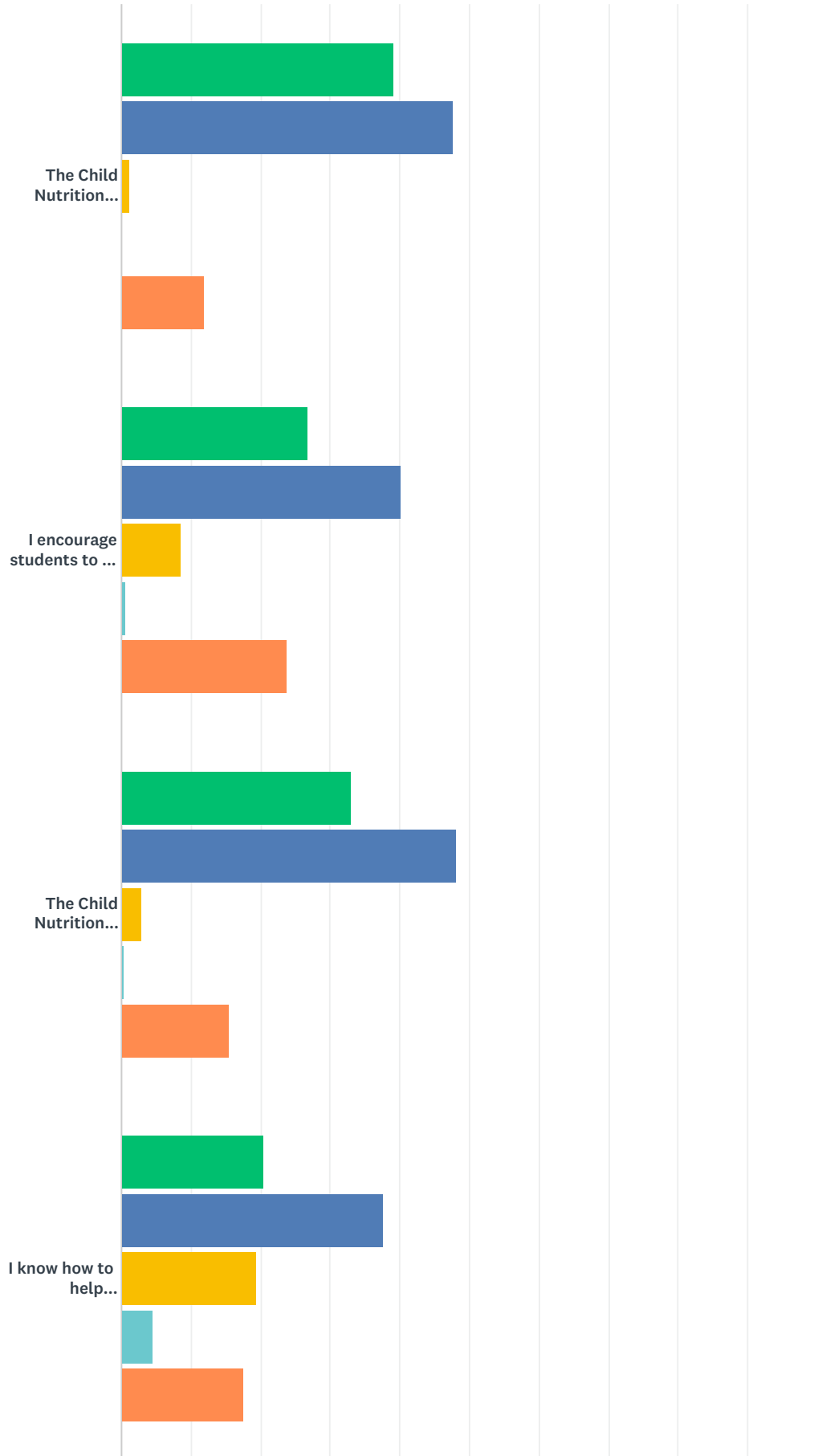


	STRONGLY AGREE	AGREE	DISAGREE	STRONGLY DISAGREE	NOT APPLICABLE	TOTAL
The Business Services Department provides timely service.	38.38% 114	56.23% 167	0.34% 1	0.34% 1	4.71% 14	297
The Business Services Department provides accurate information.	38.05% 113	56.57% 168	0.00% 0	0.34% 1	5.05% 15	297
The Business Services Department provides meaningful and useful information.	35.14% 104	58.45% 173	0.00% 0	0.34% 1	6.08% 18	296
The Business Services Department provides a high level of customer service that meets the needs of employees.	35.02% 104	57.91% 172	0.00% 0	0.34% 1	6.73% 20	297
Overall, I am satisfied with the Business Services Department.	36.03% 107	59.26% 176	0.00% 0	0.34% 1	4.38% 13	297

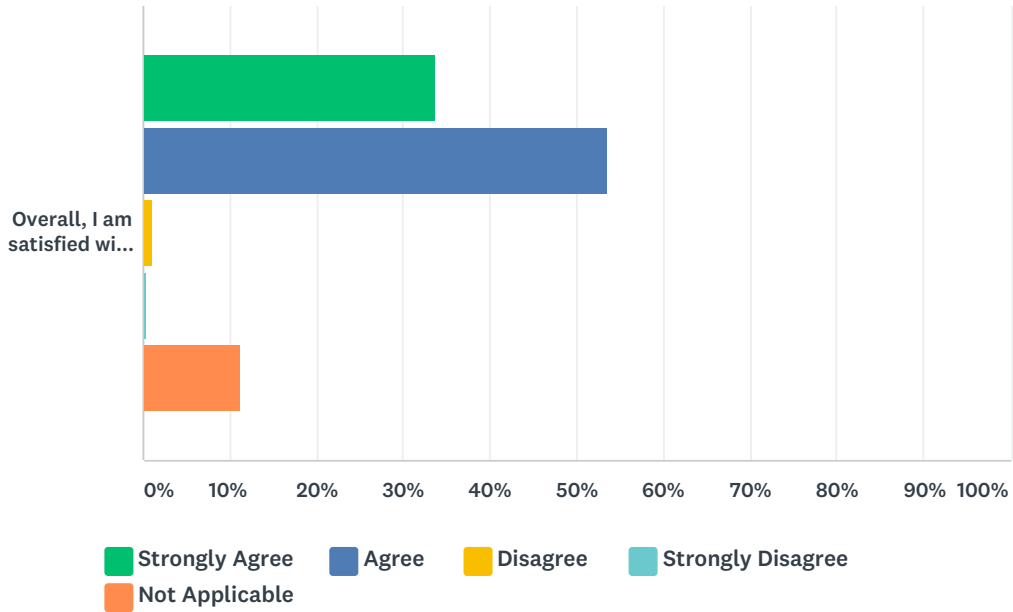
Q13 Please answer the following questions regarding the Child Nutrition Services Department:

ISD 719 Certified Staff Satisfaction Survey (17-18)

Answered: 302 Skipped: 88



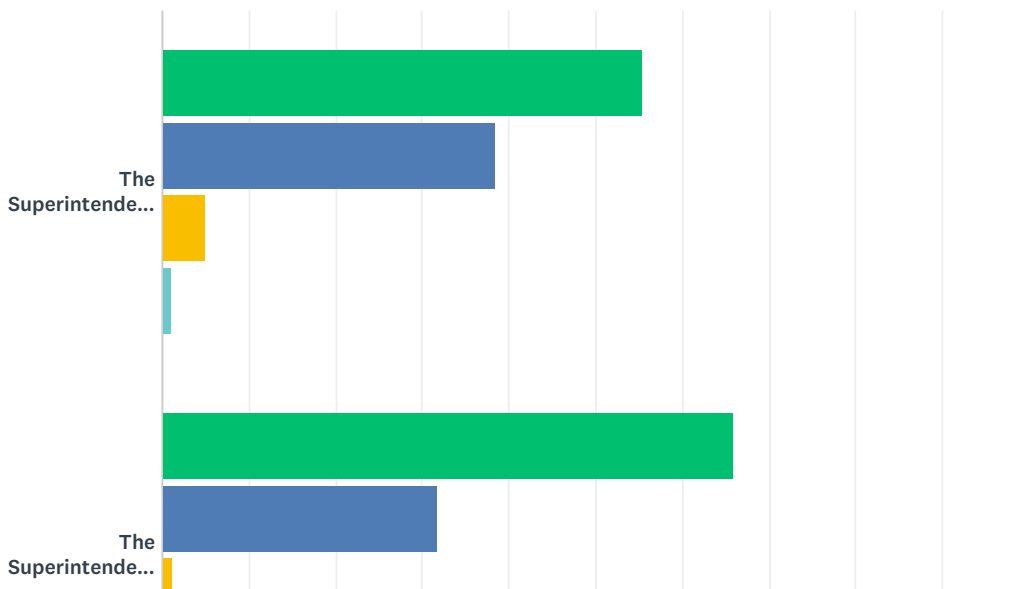
ISD 719 Certified Staff Satisfaction Survey (17-18)



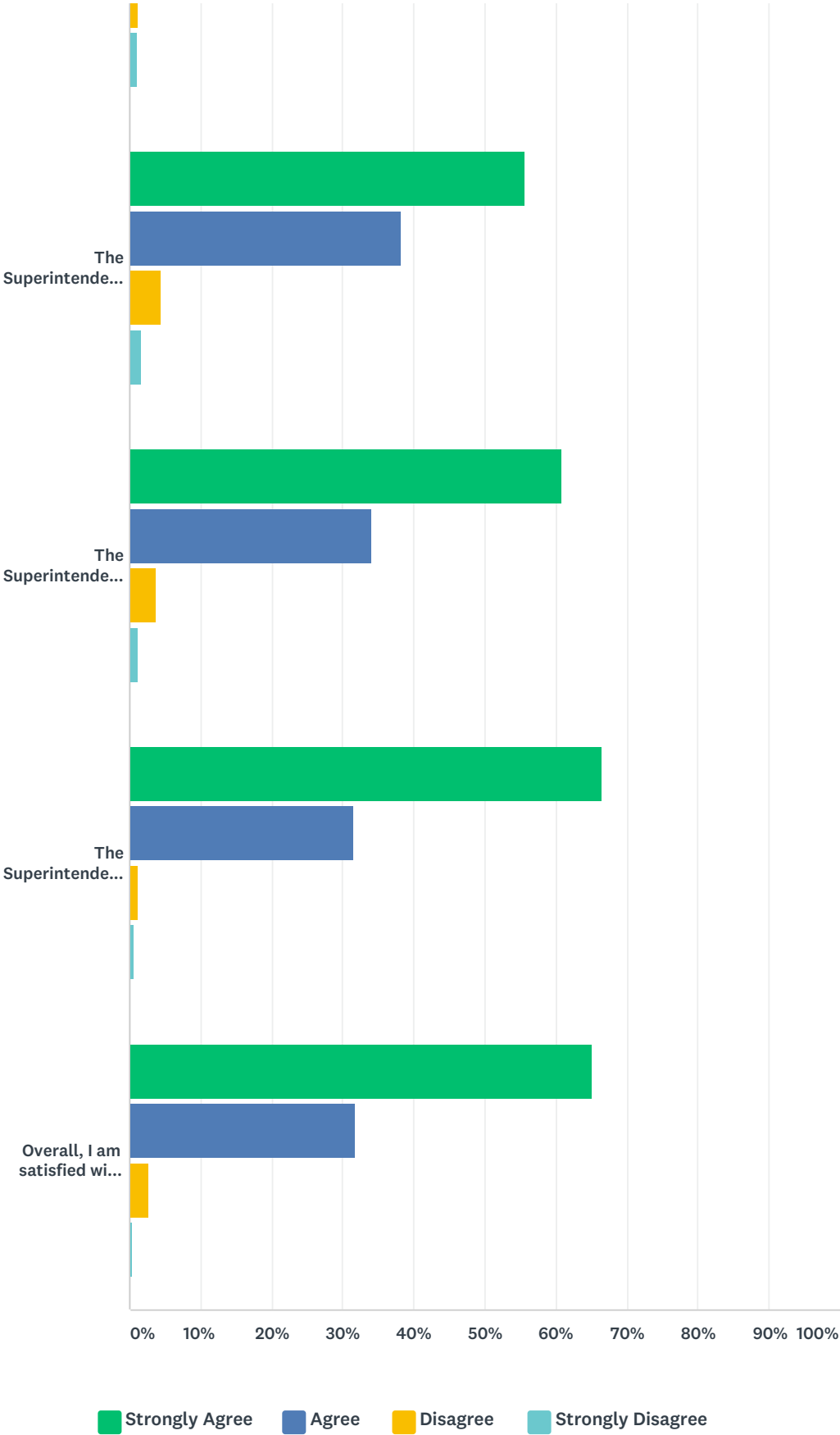
	STRONGLY AGREE	AGREE	DISAGREE	STRONGLY DISAGREE	NOT APPLICABLE	TOTAL
The Child Nutrition Services Department strives to improve the nutritional value of food served.	39.07% 118	47.68% 144	1.32% 4	0.00% 0	11.92% 36	302
I encourage students to eat breakfast and/or lunch at school.	26.82% 81	40.07% 121	8.61% 26	0.66% 2	23.84% 72	302
The Child Nutrition Services Department provides a high level of customer service.	33.11% 100	48.01% 145	2.98% 9	0.33% 1	15.56% 47	302
I know how to help potentially eligible students access the Federally funded free and reduced price lunch program.	20.53% 62	37.75% 114	19.54% 59	4.64% 14	17.55% 53	302
Overall, I am satisfied with the Child Nutrition Services Department.	33.77% 102	53.64% 162	0.99% 3	0.33% 1	11.26% 34	302

Q14 Please answer the following questions about the Superintendent:

Answered: 300 Skipped: 90



ISD 719 Certified Staff Satisfaction Survey (17-18)



	STRONGLY AGREE	AGREE	DISAGREE	STRONGLY DISAGREE	TOTAL
--	----------------	-------	----------	-------------------	-------

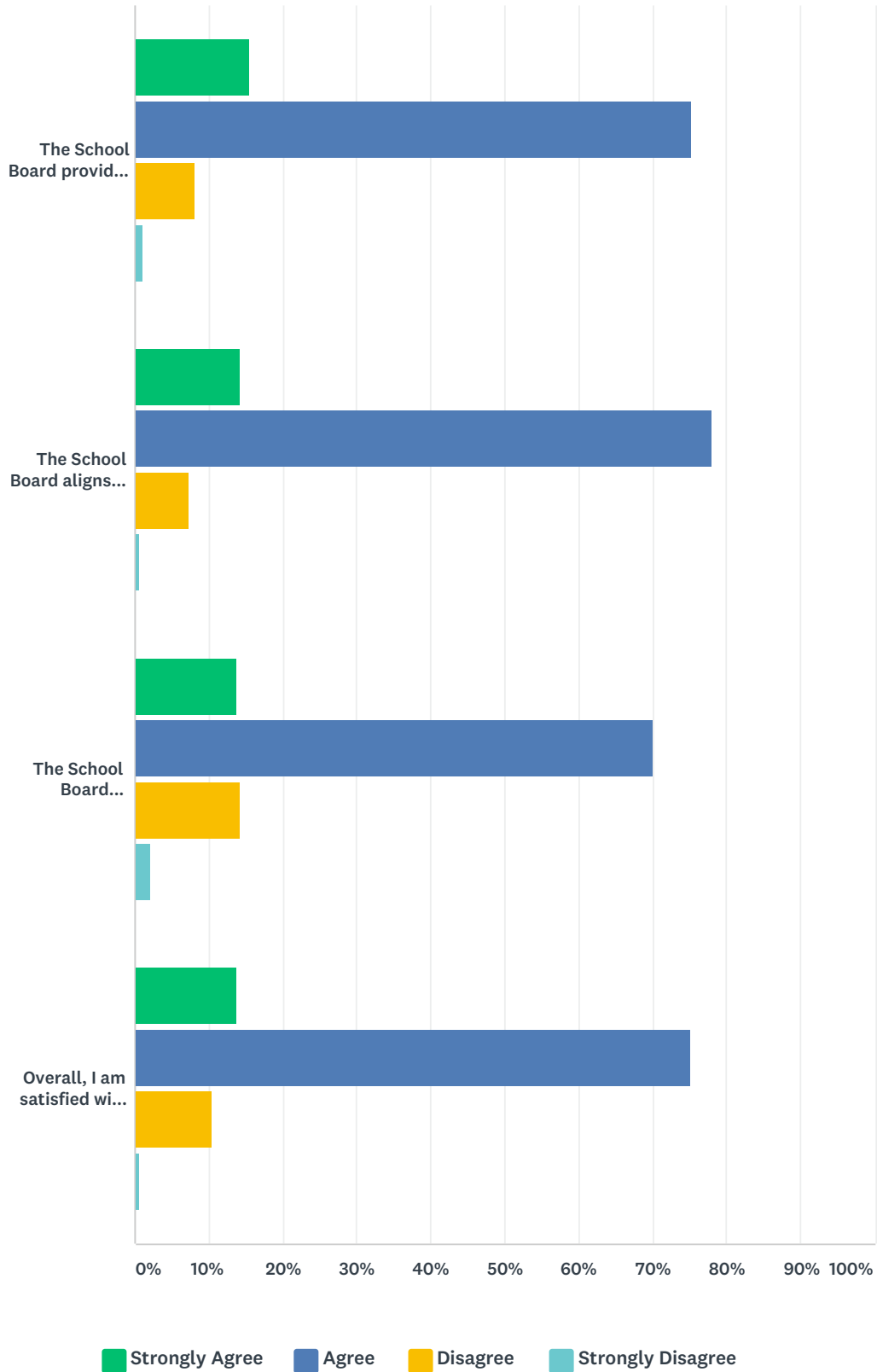
ISD 719 Certified Staff Satisfaction Survey (17-18)

The Superintendent is visible and accessible in the district.	55.37% 165	38.59% 115	5.03% 15	1.01% 3	298
The Superintendent communicates a clear vision of excellence and continuous improvement consistent with the goals of the school district.	65.89% 197	31.77% 95	1.34% 4	1.00% 3	299
The Superintendent works collaboratively with staff, families and community members to promote and support the mission and goals of the district.	55.56% 165	38.38% 114	4.38% 13	1.68% 5	297
The Superintendent creates an atmosphere of trust and mutual respect with staff and community.	60.94% 181	34.01% 101	3.70% 11	1.35% 4	297
The Superintendent models professionalism and integrity in all interactions.	66.44% 198	31.54% 94	1.34% 4	0.67% 2	298
Overall, I am satisfied with the Superintendent.	65.10% 194	31.88% 95	2.68% 8	0.34% 1	298

Q15 Please answer the following questions about the School Board:

Answered: 292 Skipped: 98

ISD 719 Certified Staff Satisfaction Survey (17-18)



	STRONGLY AGREE	AGREE	DISAGREE	STRONGLY DISAGREE	TOTAL
The School Board provides the vision and mission necessary to meet the needs of students in our community.	15.46% 45	75.26% 219	8.25% 24	1.03% 3	291
The School Board aligns the resources of the district to the goals they hope to achieve.	14.14% 41	77.93% 226	7.24% 21	0.69% 2	290

ISD 719 Certified Staff Satisfaction Survey (17-18)

The School Board encourages community and staff collaboration in the direction of the school district.	13.79% 40	70.00% 203	14.14% 41	2.07% 6	290
Overall, I am satisfied with the School Board.	13.84% 40	75.09% 217	10.38% 30	0.69% 2	289