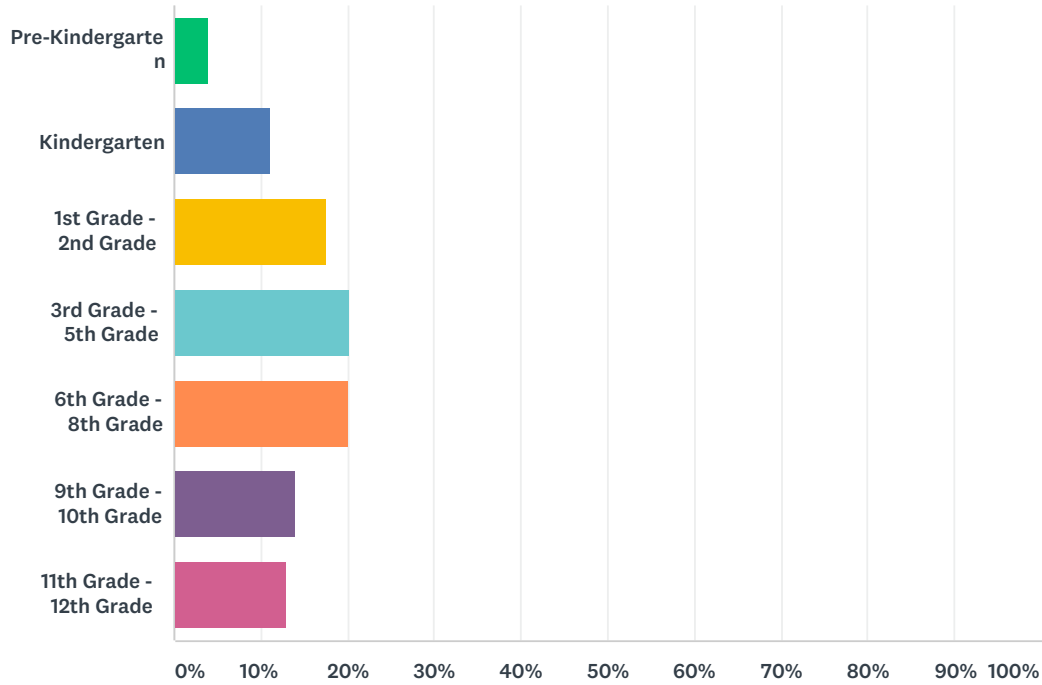


Q1 My child is in (choose one of your children):

Answered: 1,733 Skipped: 8

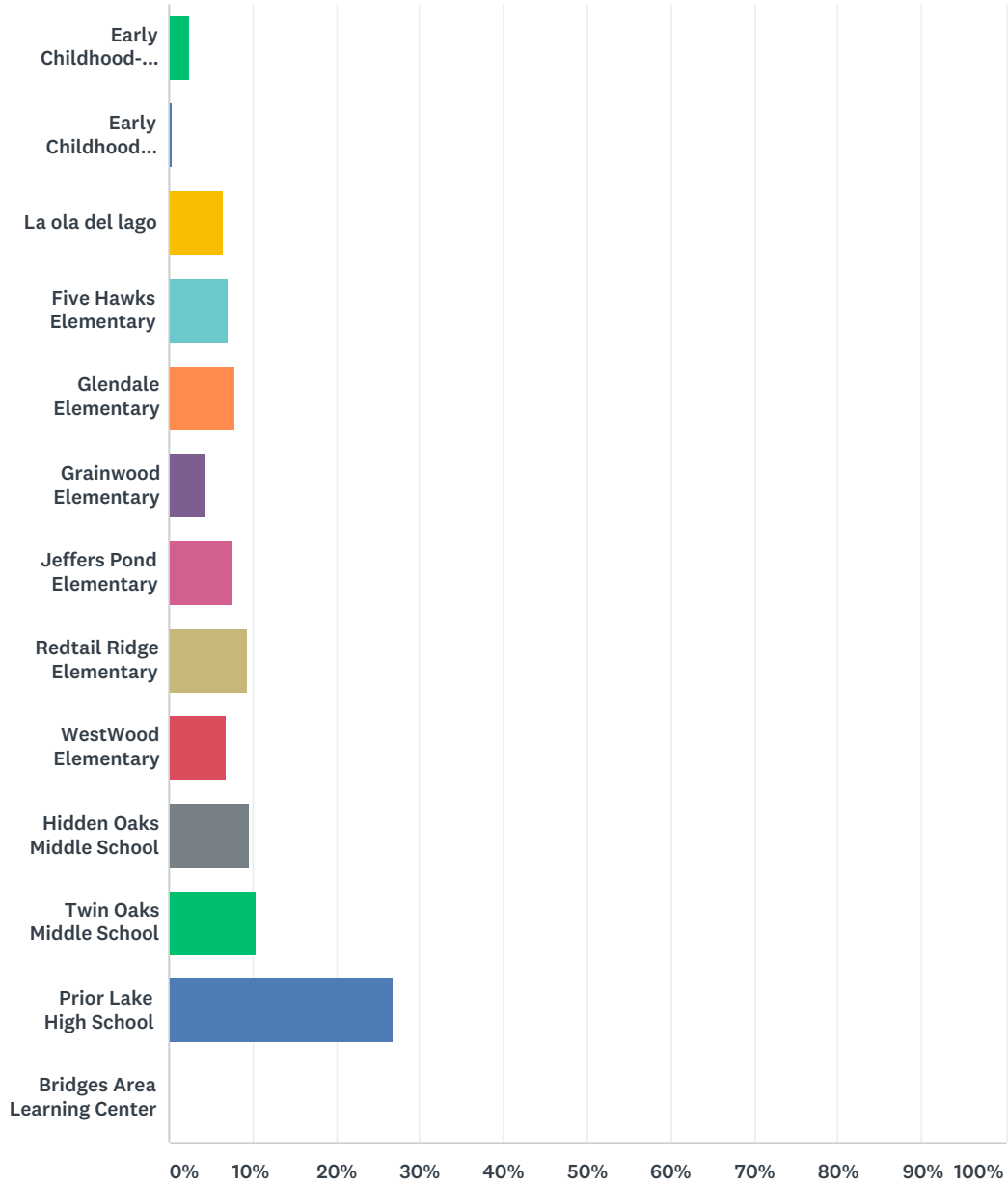


ANSWER CHOICES	RESPONSES	
Pre-Kindergarten	3.98%	69
Kindergarten	11.02%	191
1st Grade - 2nd Grade	17.66%	306
3rd Grade - 5th Grade	20.20%	350
6th Grade - 8th Grade	20.14%	349
9th Grade - 10th Grade	14.08%	244
11th Grade - 12th Grade	12.93%	224
TOTAL		1,733

Q2 My child attends:

Answered: 1,731 Skipped: 10

ISD 719 Parent Satisfaction Survey (17-18)



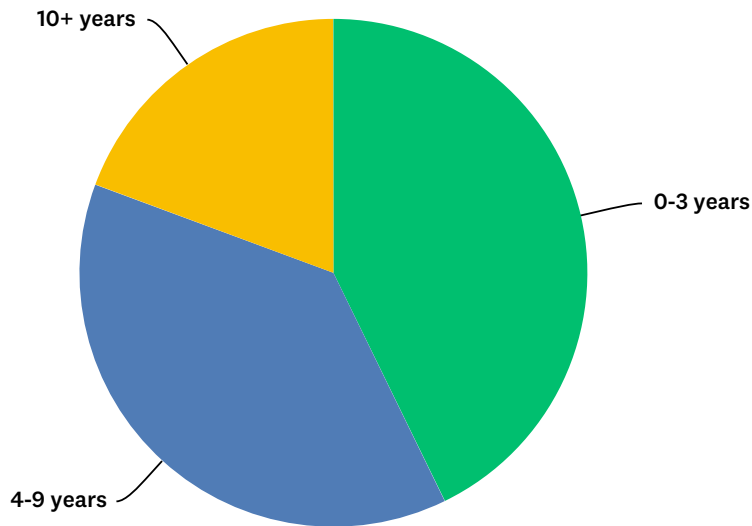
ANSWER CHOICES	RESPONSES	
Early Childhood- Family Education (ECFE)/Circle of Friends Preschool	2.48%	43
Early Childhood Special Education (ECSE)	0.46%	8
La ola del lago	6.53%	113
Five Hawks Elementary	7.11%	123
Glendale Elementary	7.97%	138
Grainwood Elementary	4.33%	75
Jeffers Pond Elementary	7.45%	129
Redtail Ridge Elementary	9.36%	162
WestWood Elementary	6.99%	121
Hidden Oaks Middle School	9.71%	168

ISD 719 Parent Satisfaction Survey (17-18)

Twin Oaks Middle School	10.51%	182
Prior Lake High School	26.81%	464
Bridges Area Learning Center	0.29%	5
TOTAL		1,731

Q3 My child has attended Prior Lake-Savage Area Schools for:

Answered: 1,716 Skipped: 25

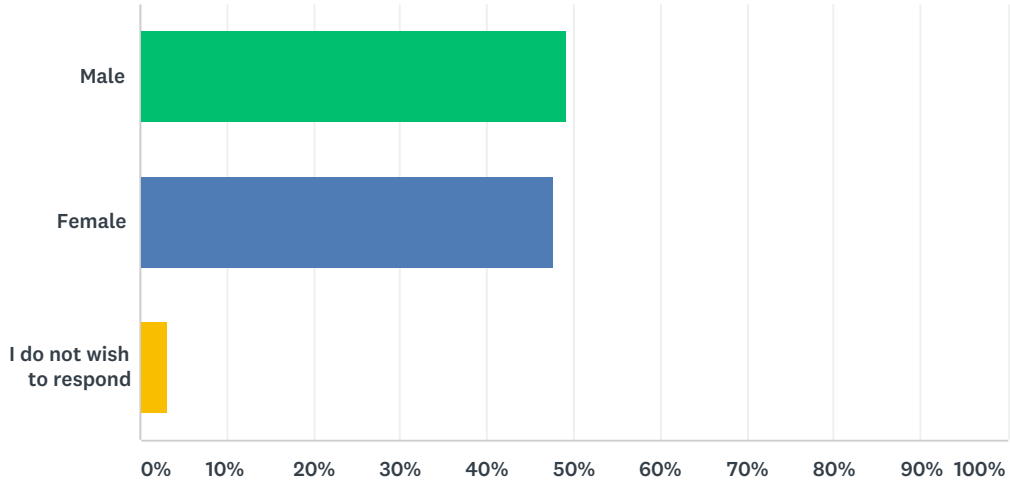


ANSWER CHOICES	RESPONSES	
0-3 years	42.77%	734
4-9 years	37.88%	650
10+ years	19.35%	332
TOTAL		1,716

Q4 My child is:

Answered: 1,714 Skipped: 27

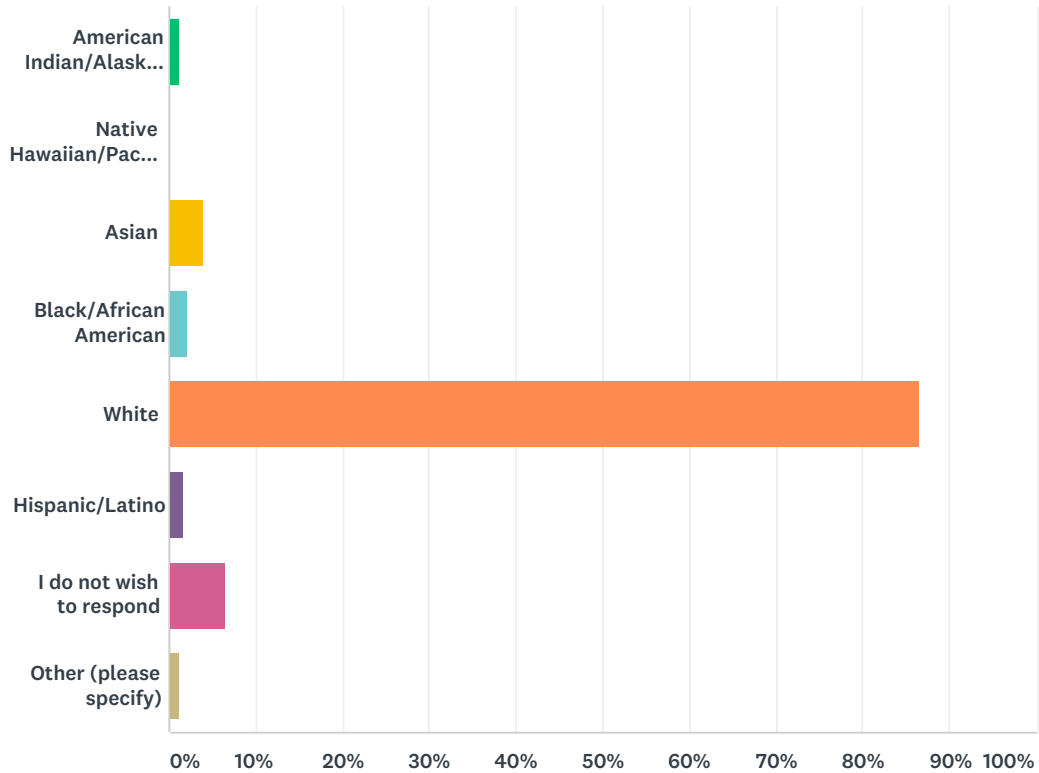
ISD 719 Parent Satisfaction Survey (17-18)



ANSWER CHOICES	RESPONSES	
Male	49.12%	842
Female	47.67%	817
I do not wish to respond	3.21%	55
TOTAL		1,714

Q5 I am (check all that apply):

Answered: 1,712 Skipped: 29



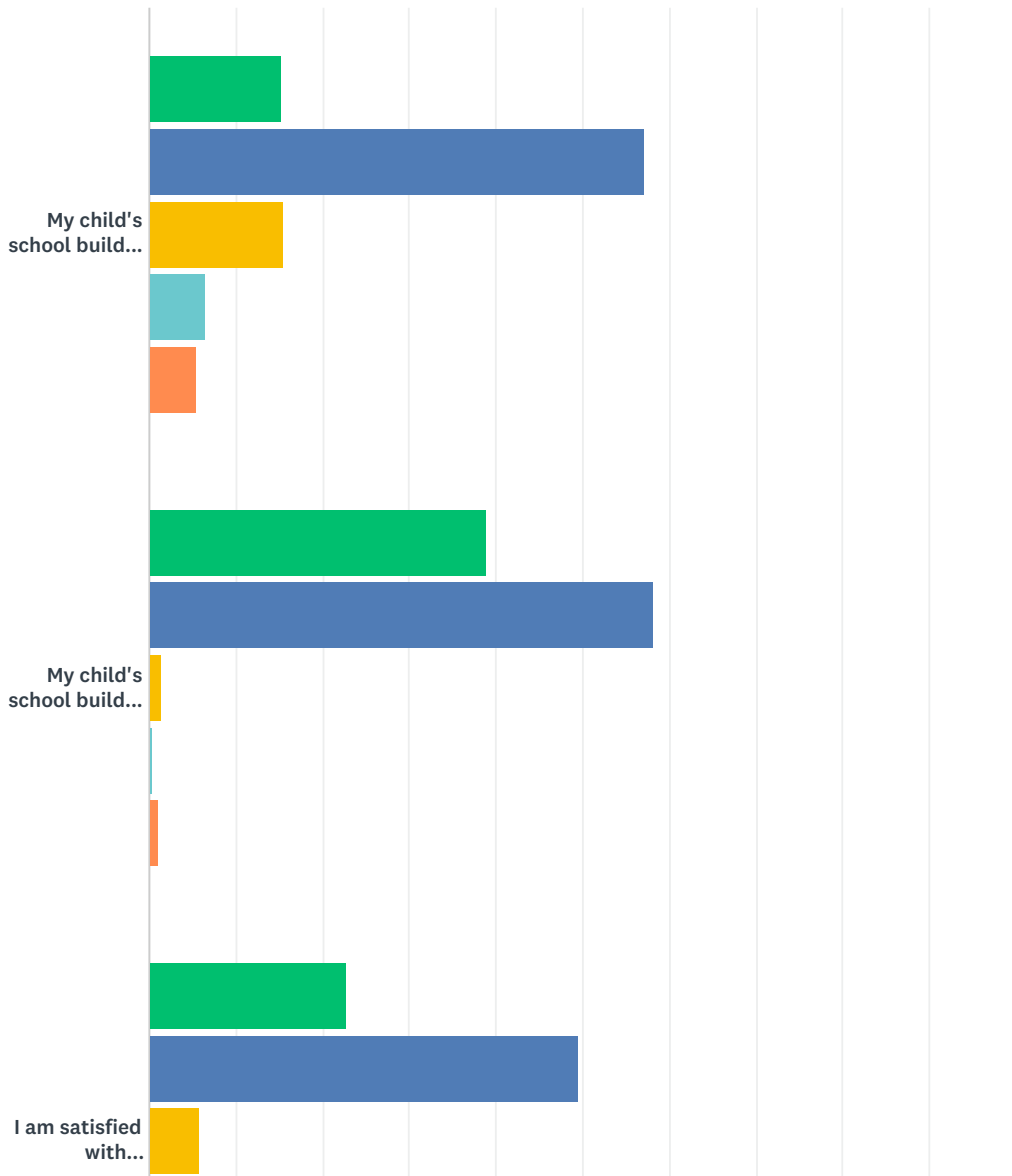
ANSWER CHOICES	RESPONSES
----------------	-----------

ISD 719 Parent Satisfaction Survey (17-18)

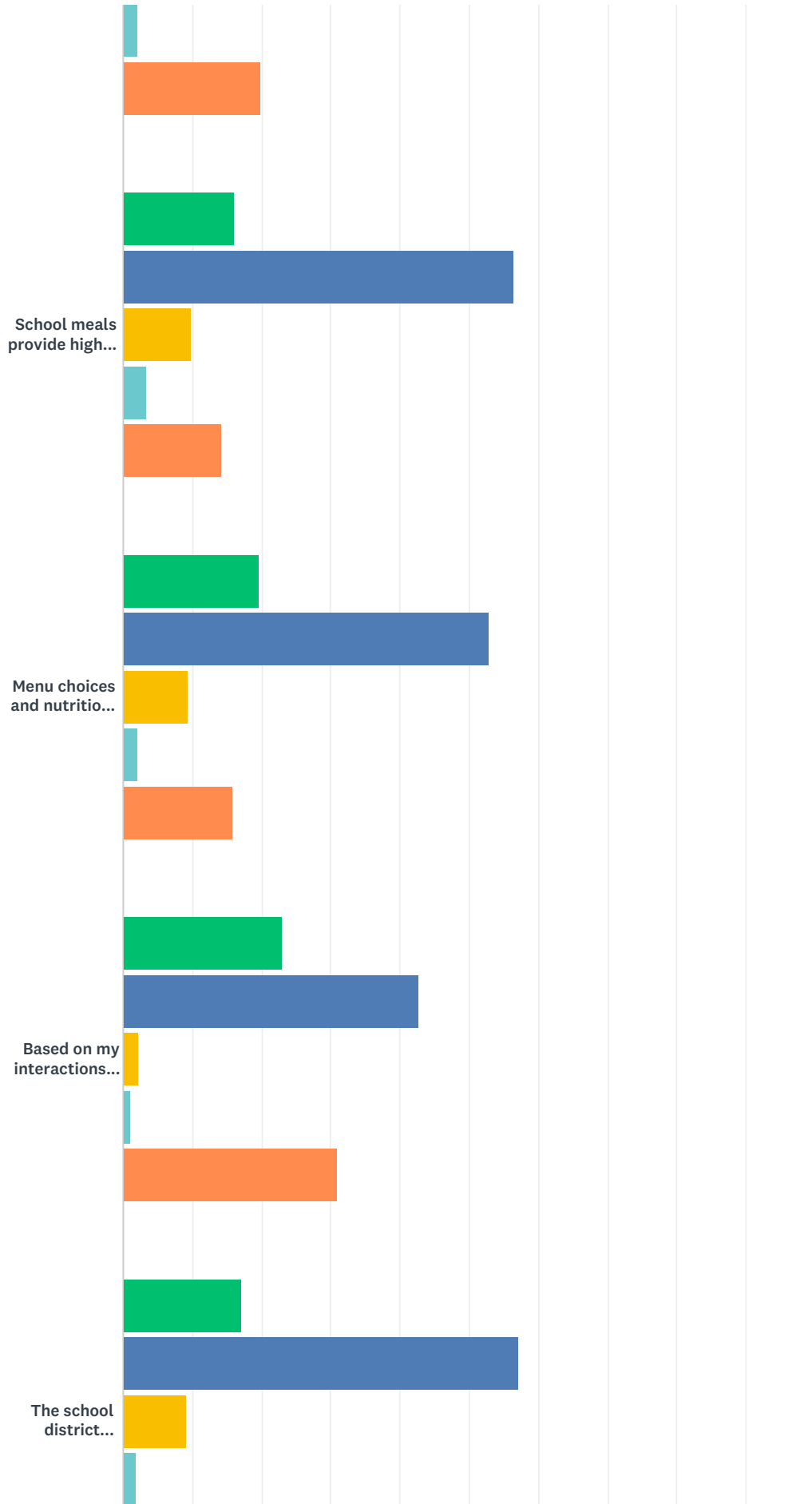
American Indian/Alaskan Native	1.23%	21
Native Hawaiian/Pacific Islander	0.06%	1
Asian	4.03%	69
Black/African American	2.04%	35
White	86.51%	1,481
Hispanic/Latino	1.69%	29
I do not wish to respond	6.48%	111
Other (please specify)	1.17%	20
Total Respondents: 1,712		

Q6 Please answer the following questions about your child's school environment.

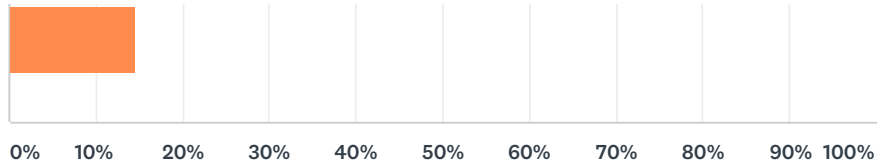
Answered: 1,661 Skipped: 80



ISD 719 Parent Satisfaction Survey (17-18)



ISD 719 Parent Satisfaction Survey (17-18)



■ Strongly Agree
 ■ Agree
 ■ Disagree
 ■ Strongly Disagree
■ I Don't Know/Not Applicable

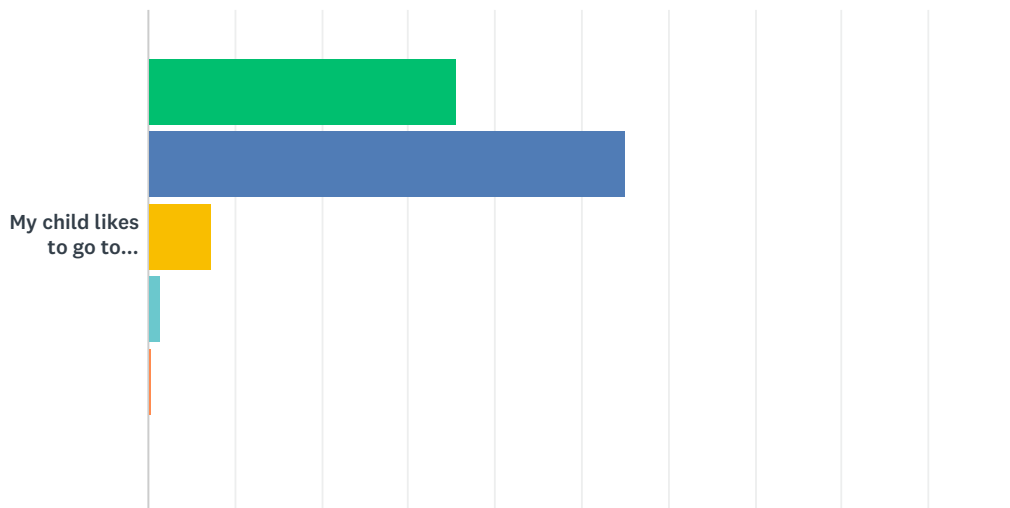
	STRONGLY AGREE	AGREE	DISAGREE	STRONGLY DISAGREE	I DON'T KNOW/NOT APPLICABLE	TOTAL
My child's school building is safe and secure.	15.25% 253	57.20% 949	15.55% 258	6.51% 108	5.49% 91	1,659
My child's school building is clean and well maintained.	38.96% 646	58.20% 965	1.39% 23	0.42% 7	1.03% 17	1,658
I am satisfied with transportation services.	22.77% 376	49.55% 818	5.88% 97	2.00% 33	19.81% 327	1,651
School meals provide high quality at a good value. (If your child does not eat school meals with us, please indicate the reason below.)	16.08% 266	56.53% 935	9.79% 162	3.33% 55	14.27% 236	1,654
Menu choices and nutritional content are communicated well.	19.67% 325	52.85% 873	9.38% 155	2.12% 35	15.98% 264	1,652
Based on my interactions, the staff that provide my child's meals are friendly and helpful.	22.97% 380	42.74% 707	2.24% 37	1.03% 17	31.02% 513	1,654
The school district provides healthy meals overall.	17.15% 283	57.03% 941	9.15% 151	1.94% 32	14.73% 243	1,650

Q7 (Optional) Comments about this section:

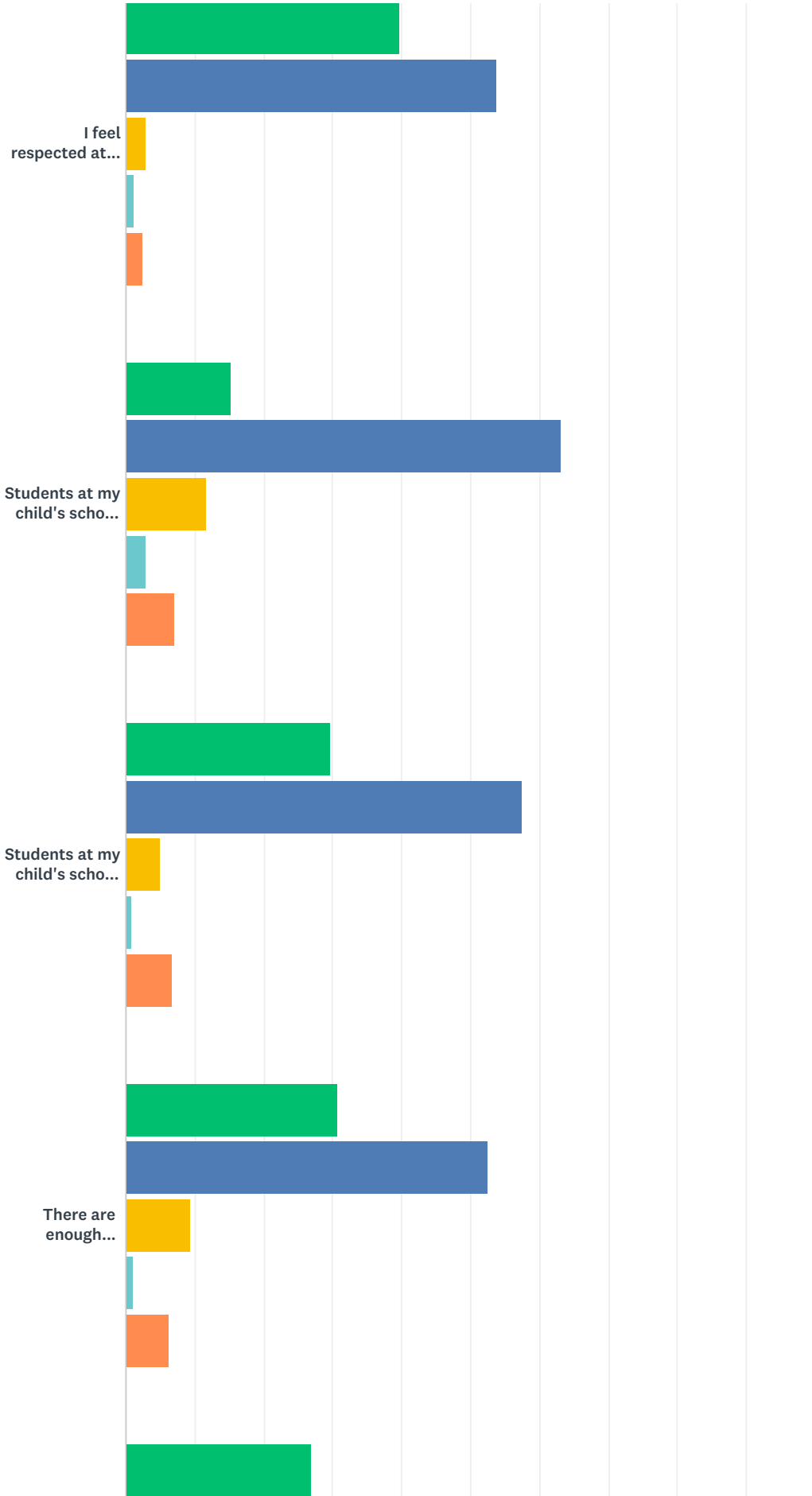
Answered: 464 Skipped: 1,277

Q8 Please answer the following questions about school culture.

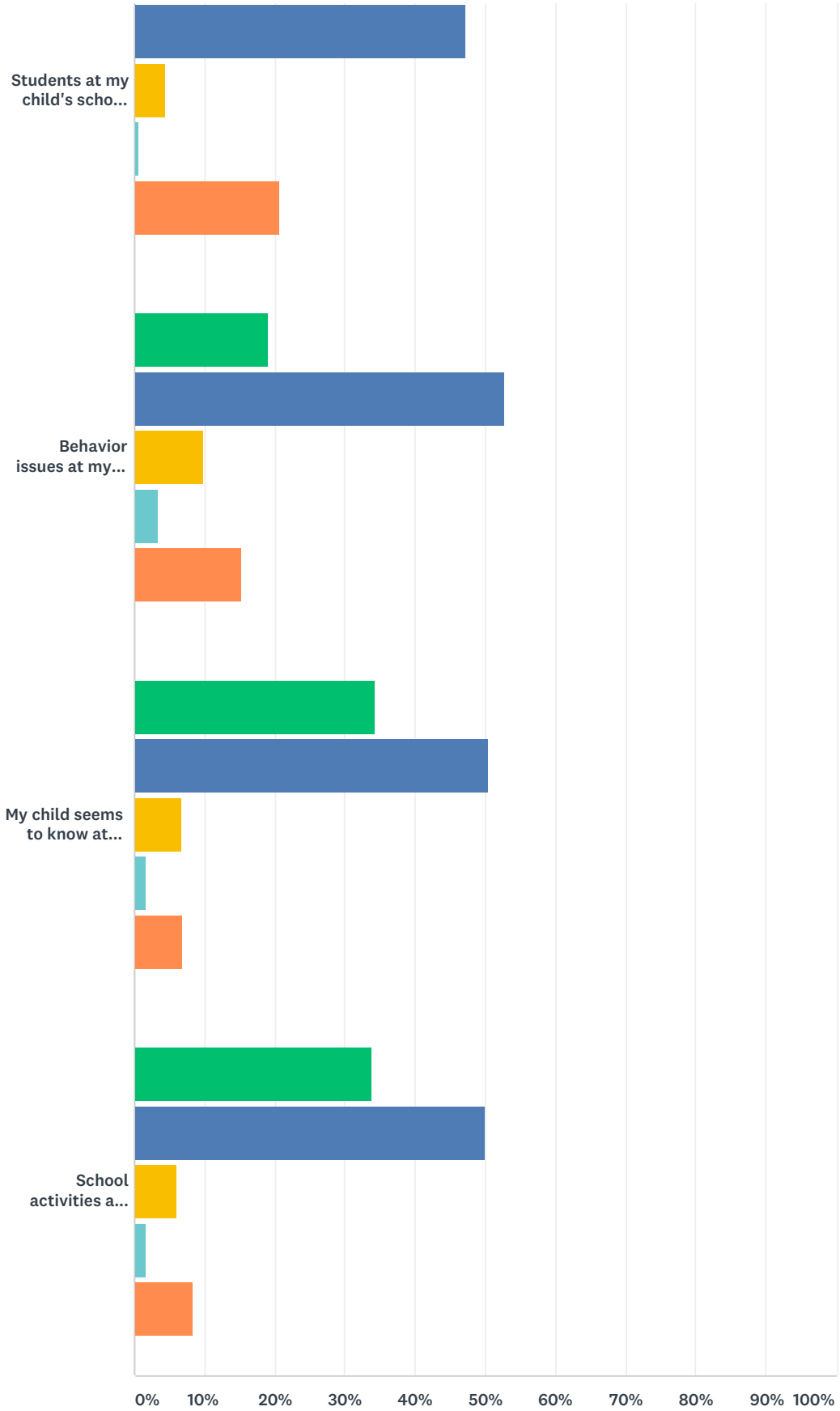
Answered: 1,545 Skipped: 196



ISD 719 Parent Satisfaction Survey (17-18)



ISD 719 Parent Satisfaction Survey (17-18)



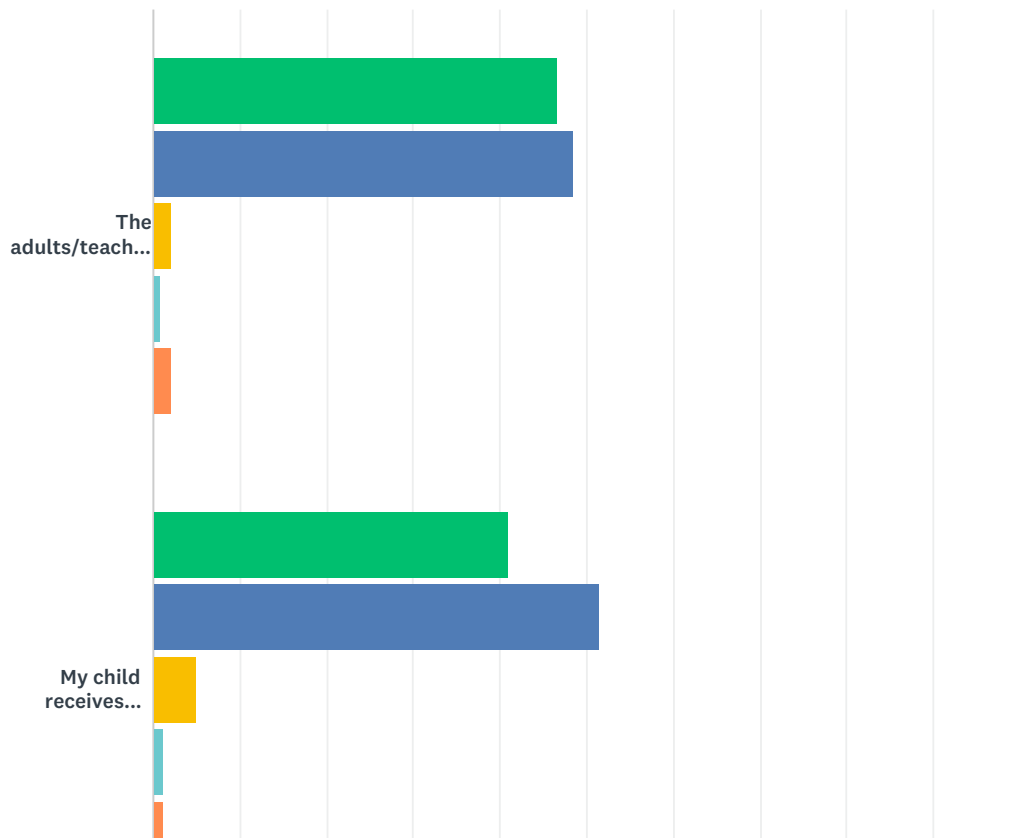
■ Strongly Agree
 ■ Agree
 ■ Disagree
 ■ Strongly Disagree
■ I Don't Know/Not Applicable

ISD 719 Parent Satisfaction Survey (17-18)

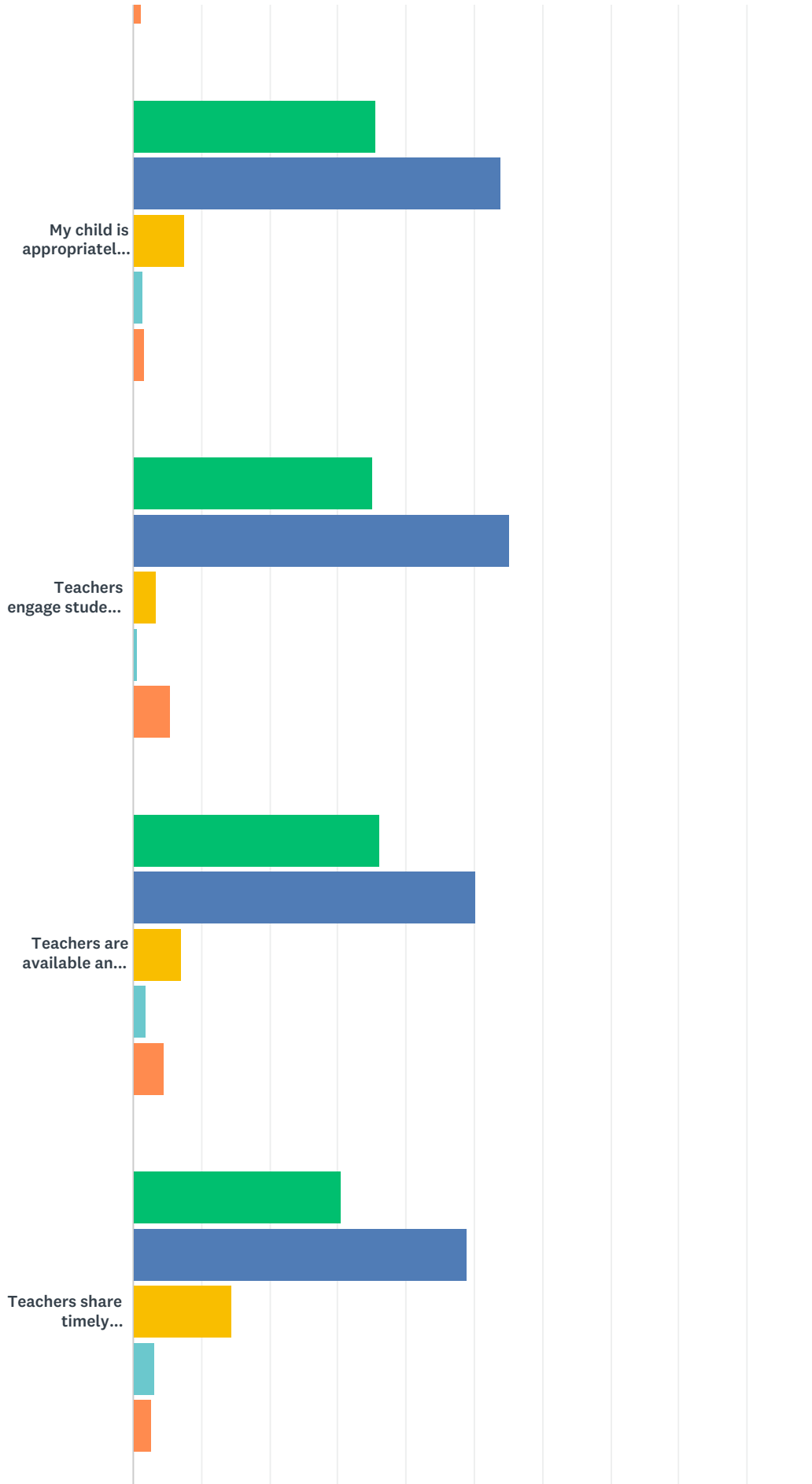
	STRONGLY AGREE	AGREE	DISAGREE	STRONGLY DISAGREE	I DON'T KNOW/NOT APPLICABLE	TOTAL
My child likes to go to school.	35.60% 550	54.95% 849	7.38% 114	1.55% 24	0.52% 8	1,545
I feel respected at my child's school.	39.78% 613	53.67% 827	2.86% 44	1.23% 19	2.47% 38	1,541
Students at my child's school are respectful to each other.	15.19% 234	63.12% 972	11.75% 181	2.86% 44	7.08% 109	1,540
Students at my child's school are acknowledged for the good things they do.	29.64% 455	57.59% 884	5.08% 78	0.91% 14	6.78% 104	1,535
There are enough opportunities for family involvement at my child's school.	30.65% 473	52.50% 810	9.40% 145	1.10% 17	6.35% 98	1,543
Students at my child's school care about nature and the outdoor environment.	26.90% 415	47.18% 728	4.47% 69	0.65% 10	20.80% 321	1,543
Behavior issues at my child's school are addressed.	18.96% 292	52.73% 812	9.81% 151	3.25% 50	15.26% 235	1,540
My child seems to know at least one adult at school with whom they can share successes and concerns.	34.31% 528	50.49% 777	6.69% 103	1.62% 25	6.89% 106	1,539
School activities and athletics enhance my child's school experience.	33.85% 521	49.97% 769	6.04% 93	1.69% 26	8.45% 130	1,539

Q9 Please answer the following questions regarding your child's classroom instruction.

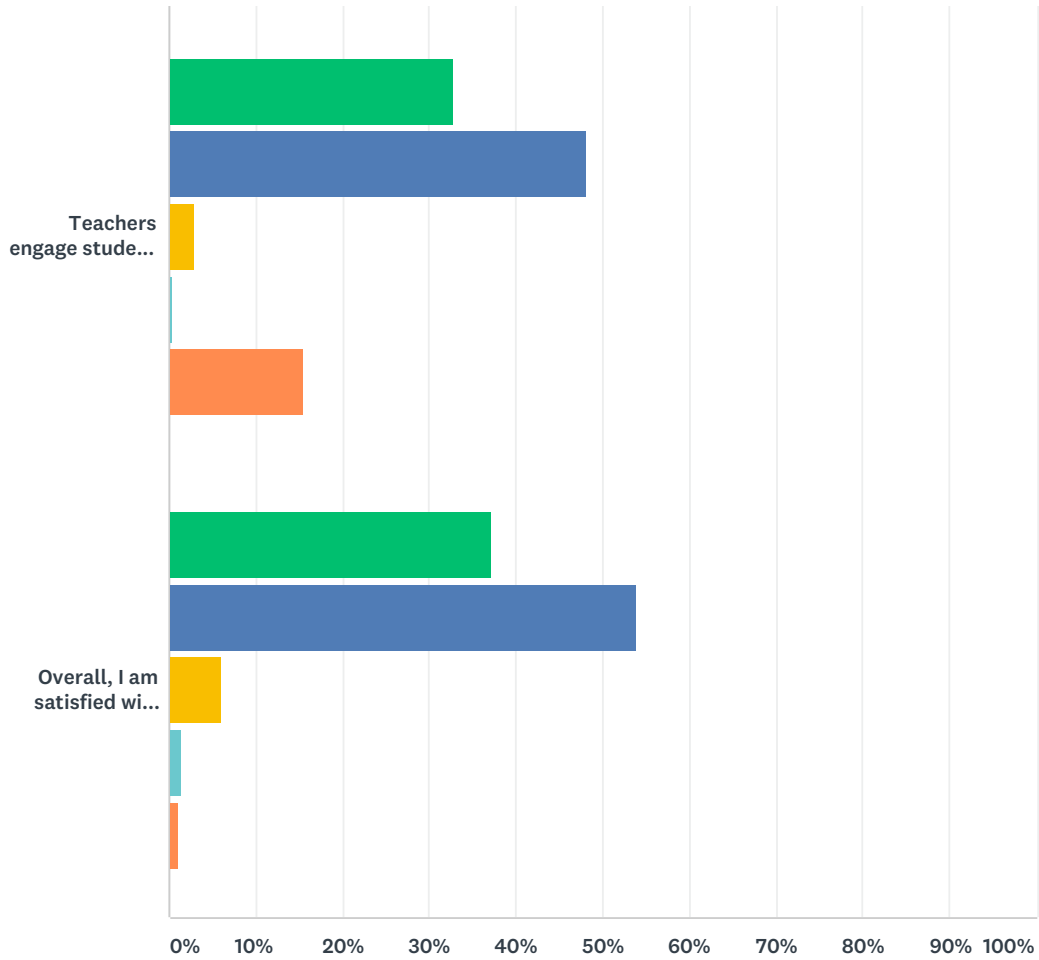
Answered: 1,540 Skipped: 201



ISD 719 Parent Satisfaction Survey (17-18)



ISD 719 Parent Satisfaction Survey (17-18)

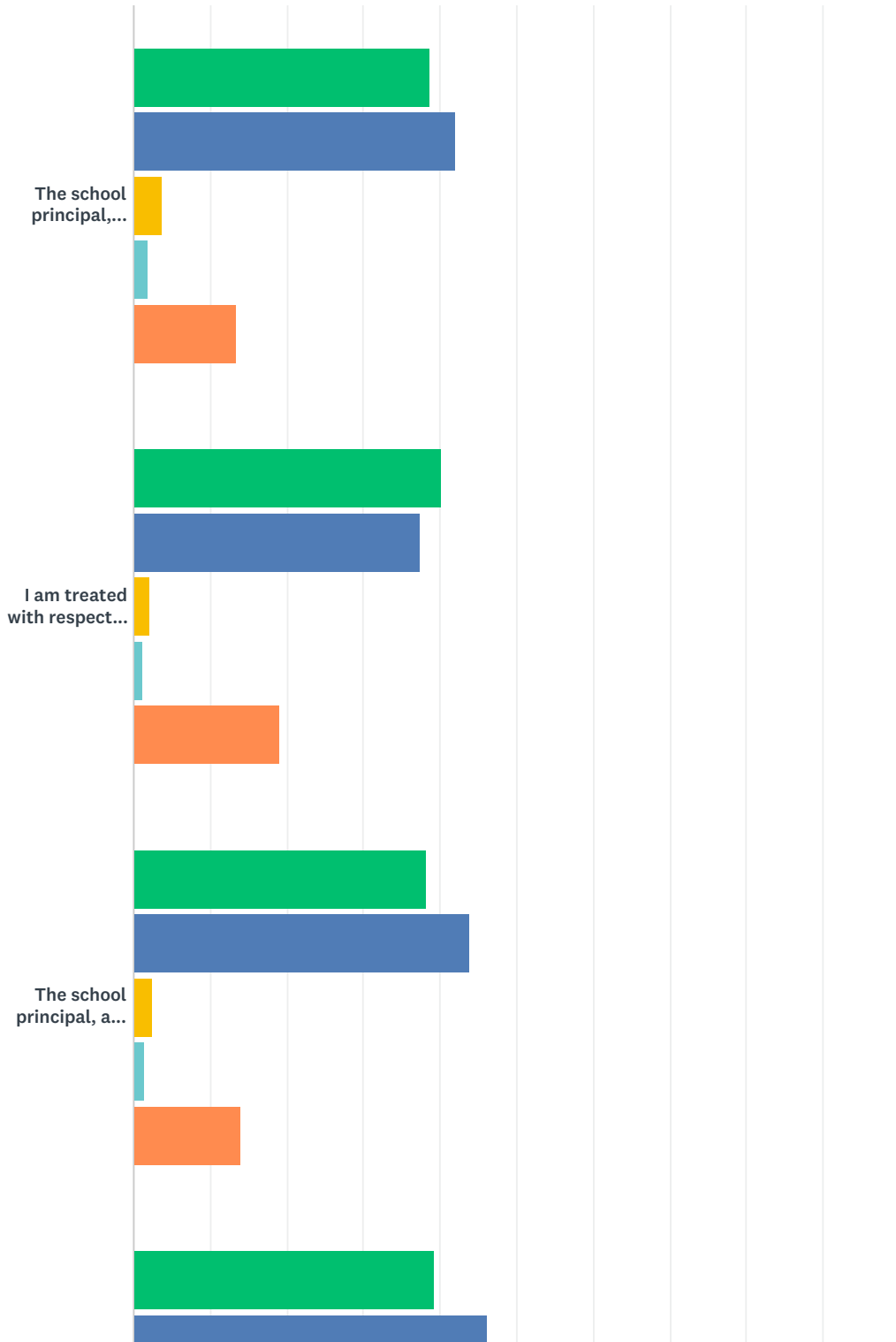


■ Strongly Agree
 ■ Agree
 ■ Disagree
 ■ Strongly Disagree
■ I Don't Know/Not Applicable

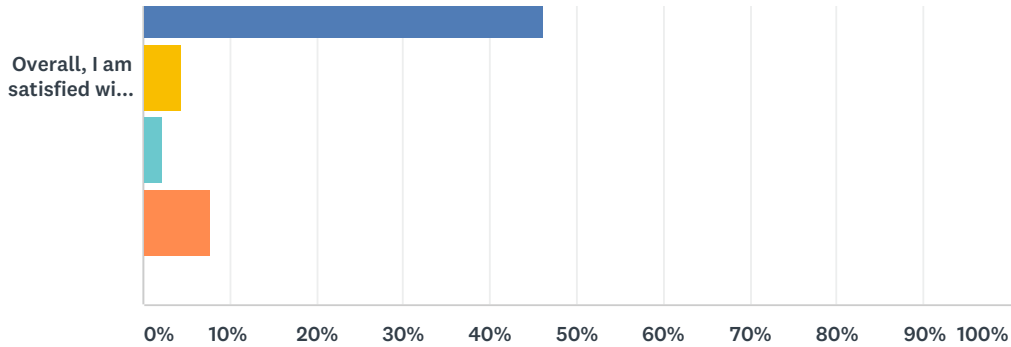
	STRONGLY AGREE	AGREE	DISAGREE	STRONGLY DISAGREE	I DON'T KNOW/NOT APPLICABLE	TOTAL
The adults/teachers believe my child can learn and be successful.	46.56% 717	48.51% 747	2.08% 32	0.78% 12	2.08% 32	1,540
My child receives quality instruction.	40.91% 630	51.49% 793	5.00% 77	1.30% 20	1.30% 20	1,540
My child is appropriately challenged academically at their individual level.	35.57% 547	53.90% 829	7.48% 115	1.43% 22	1.63% 25	1,538
Teachers engage students in learning through the use of technology.	35.20% 541	55.24% 849	3.38% 52	0.65% 10	5.53% 85	1,537
Teachers are available and provide assistance to my child when needed.	36.09% 554	50.16% 770	7.10% 109	1.95% 30	4.69% 72	1,535
Teachers share timely information with me about my child's learning.	30.58% 470	49.06% 754	14.51% 223	3.06% 47	2.80% 43	1,537
Teachers engage students in E-STEM (Environmental Education, Science, Technology, Engineering and Math) activities.	32.92% 505	48.17% 739	2.87% 44	0.46% 7	15.58% 239	1,534
Overall, I am satisfied with my child's educational experience.	37.25% 571	54.08% 829	6.13% 94	1.50% 23	1.04% 16	1,533

Q10 Please answer the following questions regarding your child's principal, assistant principal(s) and dean(s) of students (if applicable):

Answered: 1,532 Skipped: 209



ISD 719 Parent Satisfaction Survey (17-18)



■ Strongly Agree
 ■ Agree
 ■ Disagree
 ■ Strongly Disagree
■ I Don't Know/Not Applicable

	STRONGLY AGREE	AGREE	DISAGREE	STRONGLY DISAGREE	I DON'T KNOW/NOT APPLICABLE	TOTAL
The school principal, assistant principal(s), and dean(s) of students is/are visible and accessible.	38.60% 591	42.13% 645	3.85% 59	1.96% 30	13.46% 206	1,531
I am treated with respect by the school principal, assistant principal(s) and dean(s) of students.	40.20% 615	37.52% 574	2.09% 32	1.18% 18	19.02% 291	1,530
The school principal, and assistant principal(s) care about my child's future and academic success.	38.22% 584	43.91% 671	2.55% 39	1.37% 21	13.94% 213	1,528
Overall, I am satisfied with the leadership at my child's school.	39.32% 600	46.33% 707	4.46% 68	2.23% 34	7.67% 117	1,526

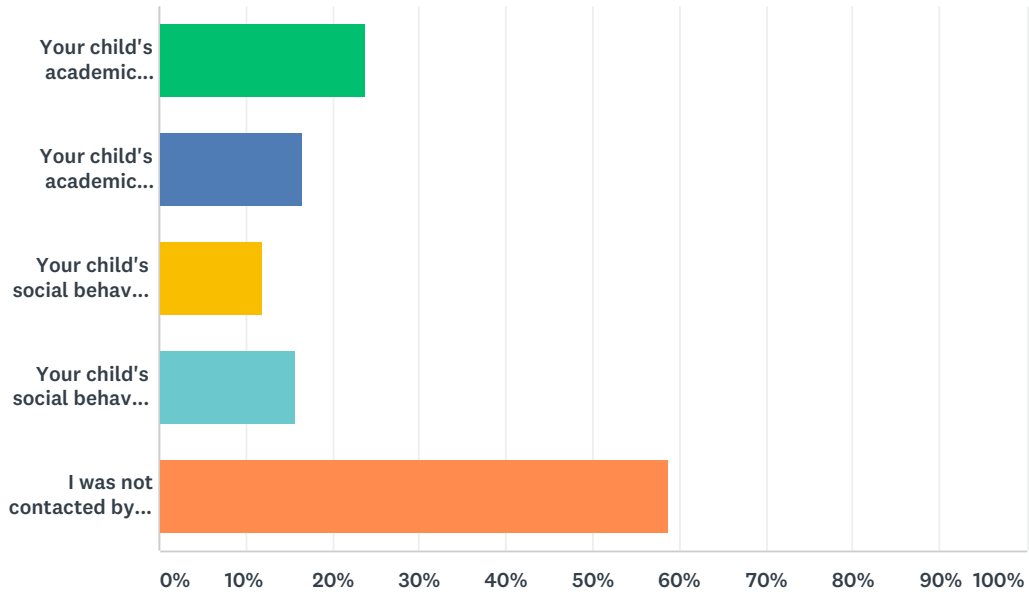
Q11 (Optional) Comments about this section:

Answered: 393 Skipped: 1,348

Q12 This school year, I was contacted by a staff member (beyond parent/teacher conferences) at my child's school regarding:

Answered: 1,503 Skipped: 238

ISD 719 Parent Satisfaction Survey (17-18)

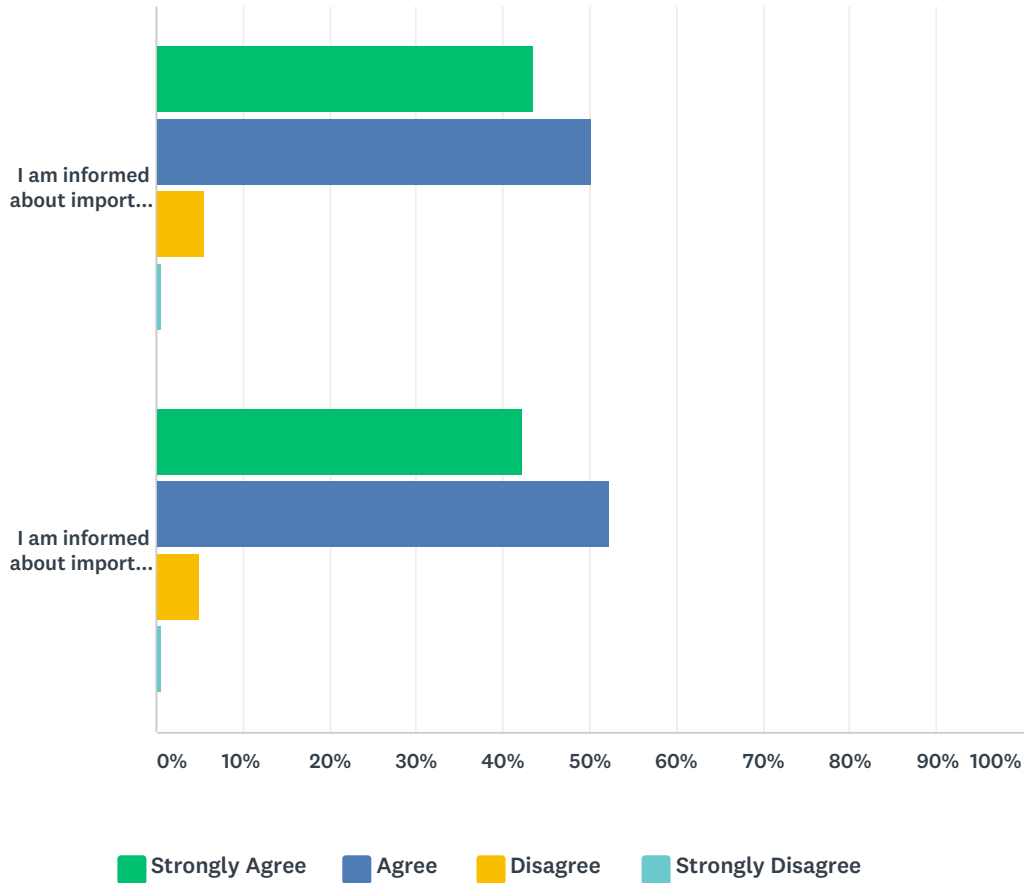


ANSWER CHOICES	RESPONSES	
Your child's academic success	23.82%	358
Your child's academic concerns	16.50%	248
Your child's social behavior success	11.91%	179
Your child's social behavior concerns	15.77%	237
I was not contacted by a staff member beyond parent/teacher conferences.	58.88%	885
Total Respondents: 1,503		

Q13 Please rate your level of satisfaction with each of the following:

Answered: 1,514 Skipped: 227

ISD 719 Parent Satisfaction Survey (17-18)

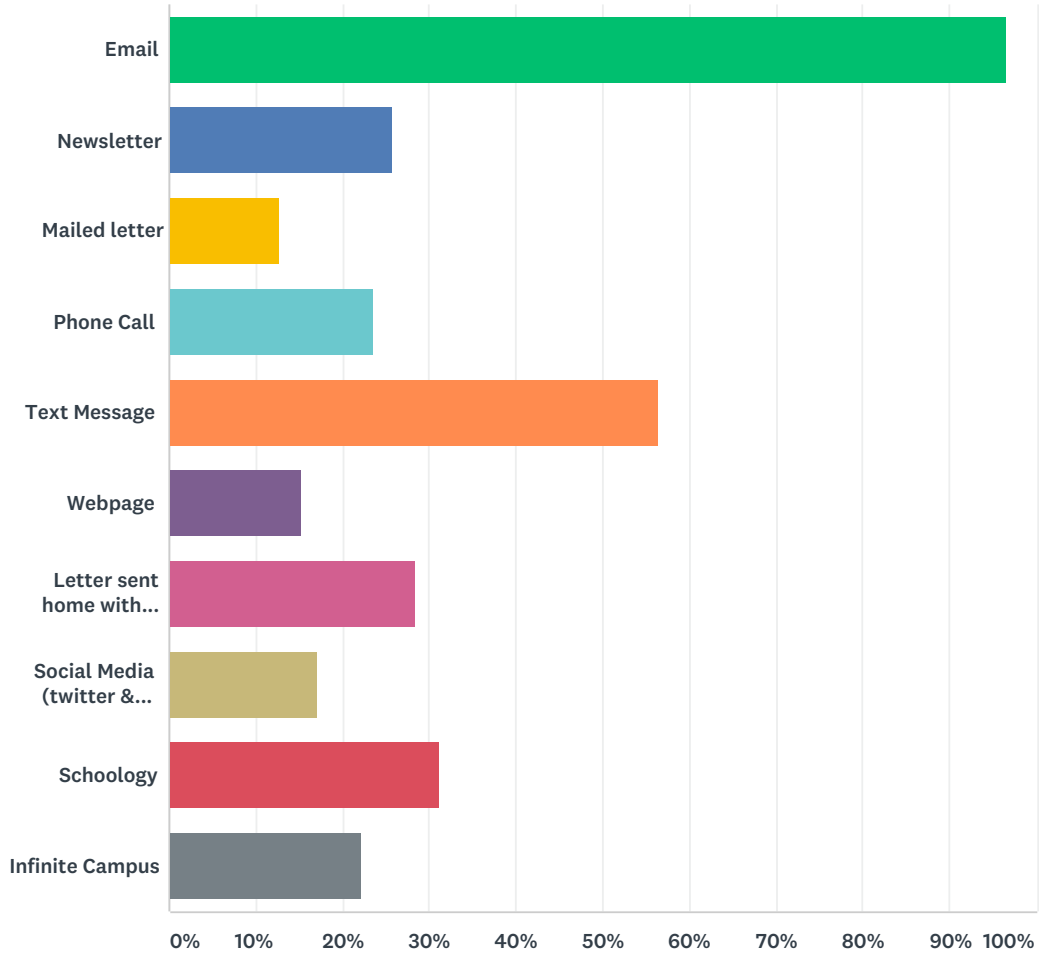


	STRONGLY AGREE	AGREE	DISAGREE	STRONGLY DISAGREE	TOTAL
I am informed about important dates, activities, and events at my child's school (email, website, social media).	43.56% 659	50.17% 759	5.62% 85	0.66% 10	1,513
I am informed about important district wide dates, activities, and events (email, website, social media).	42.29% 636	52.26% 786	4.92% 74	0.53% 8	1,504

Q14 Please indicate your preferred methods of school level communication (check all that apply).

Answered: 1,515 Skipped: 226

ISD 719 Parent Satisfaction Survey (17-18)

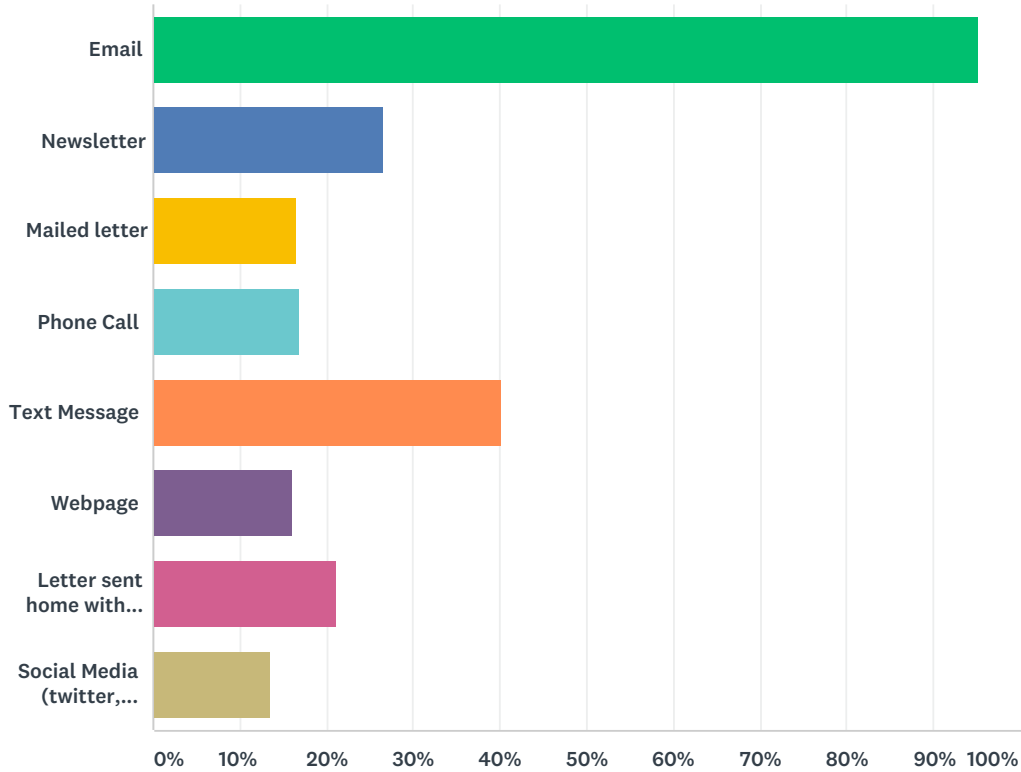


ANSWER CHOICES	RESPONSES	
Email	96.70%	1,465
Newsletter	25.68%	389
Mailed letter	12.74%	193
Phone Call	23.56%	357
Text Message	56.50%	856
Webpage	15.31%	232
Letter sent home with students	28.51%	432
Social Media (twitter & Facebook)	17.10%	259
Schoology	31.16%	472
Infinite Campus	22.11%	335
Total Respondents: 1,515		

Q15 Please indicate your preferred methods of district level communication (check all that apply).

Answered: 1,513 Skipped: 228

ISD 719 Parent Satisfaction Survey (17-18)

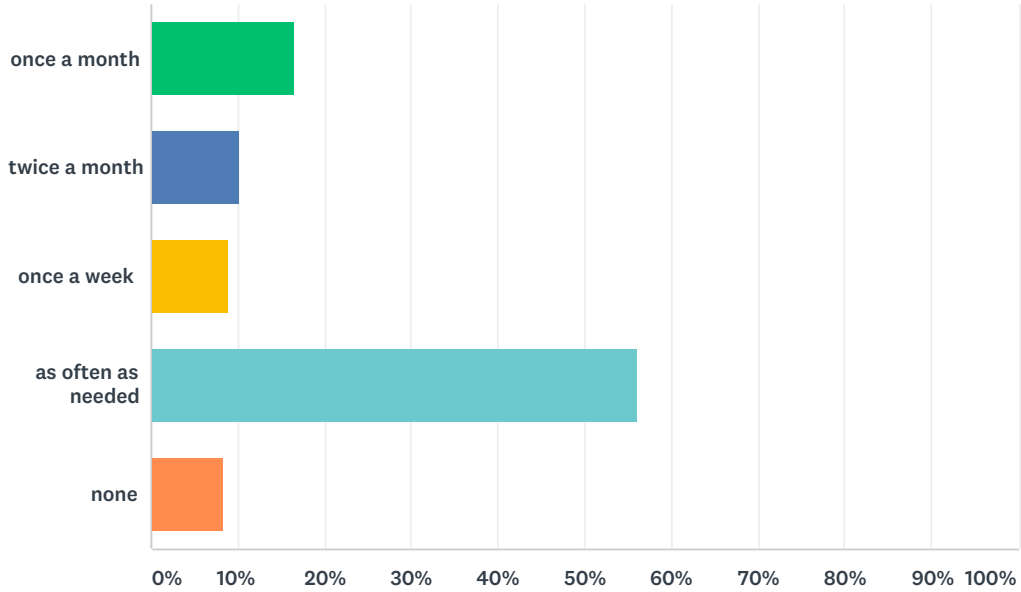


ANSWER CHOICES	RESPONSES	
Email	95.18%	1,440
Newsletter	26.64%	403
Mailed letter	16.59%	251
Phone Call	16.92%	256
Text Message	40.19%	608
Webpage	16.06%	243
Letter sent home with students	21.22%	321
Social Media (twitter, Facebook)	13.55%	205
Total Respondents: 1,513		

Q16 How often do you wish to receive school or district related text messages? (Note: We will always send text messages regarding emergencies and school closures, unless you opt out of all text messages.)

Answered: 1,512 Skipped: 229

ISD 719 Parent Satisfaction Survey (17-18)

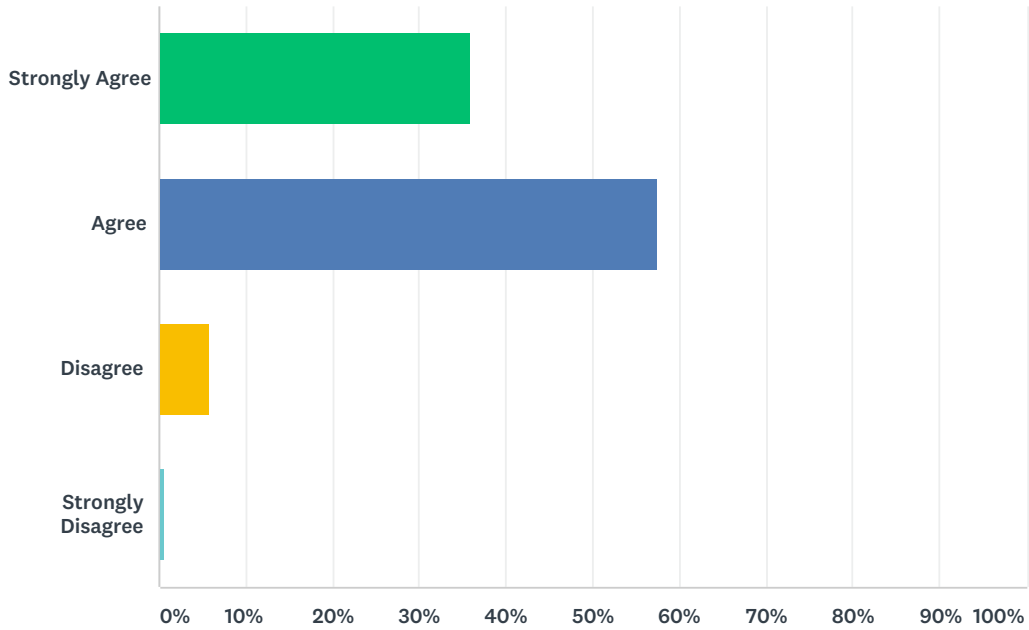


ANSWER CHOICES	RESPONSES
once a month	16.47% 249
twice a month	10.25% 155
once a week	8.99% 136
as often as needed	56.02% 847
none	8.27% 125
TOTAL	1,512

Q17 Overall, I am satisfied with communication from Prior Lake-Savage Area Schools.

Answered: 1,509 Skipped: 232

ISD 719 Parent Satisfaction Survey (17-18)



ANSWER CHOICES	RESPONSES
Strongly Agree	35.92% 542
Agree	57.59% 869
Disagree	5.83% 88
Strongly Disagree	0.66% 10
TOTAL	1,509

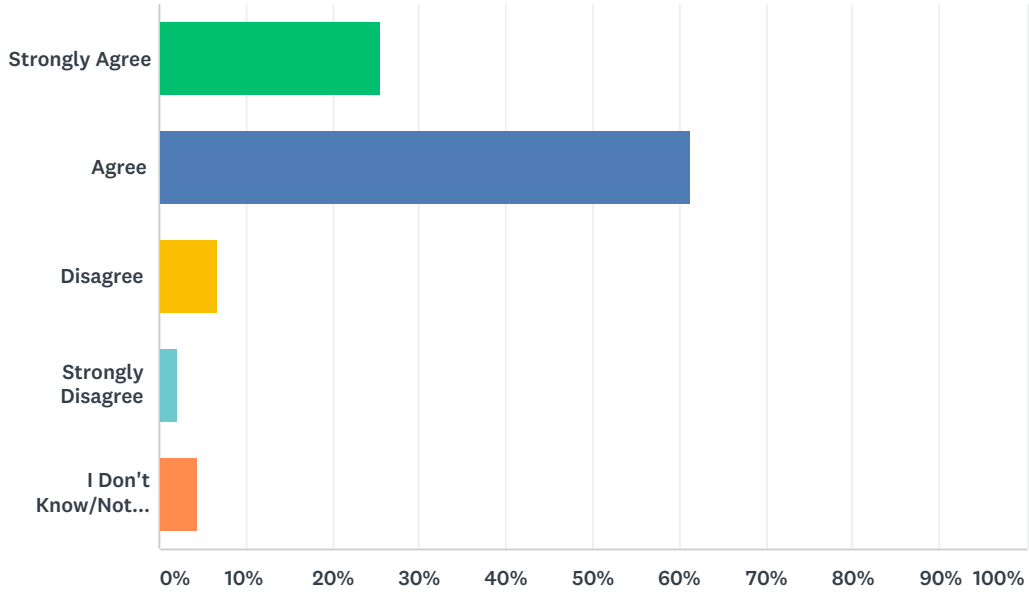
Q18 (Optional) Comments about this section:

Answered: 192 Skipped: 1,549

Q19 The district is achieving this mission for my child.

Answered: 1,472 Skipped: 269

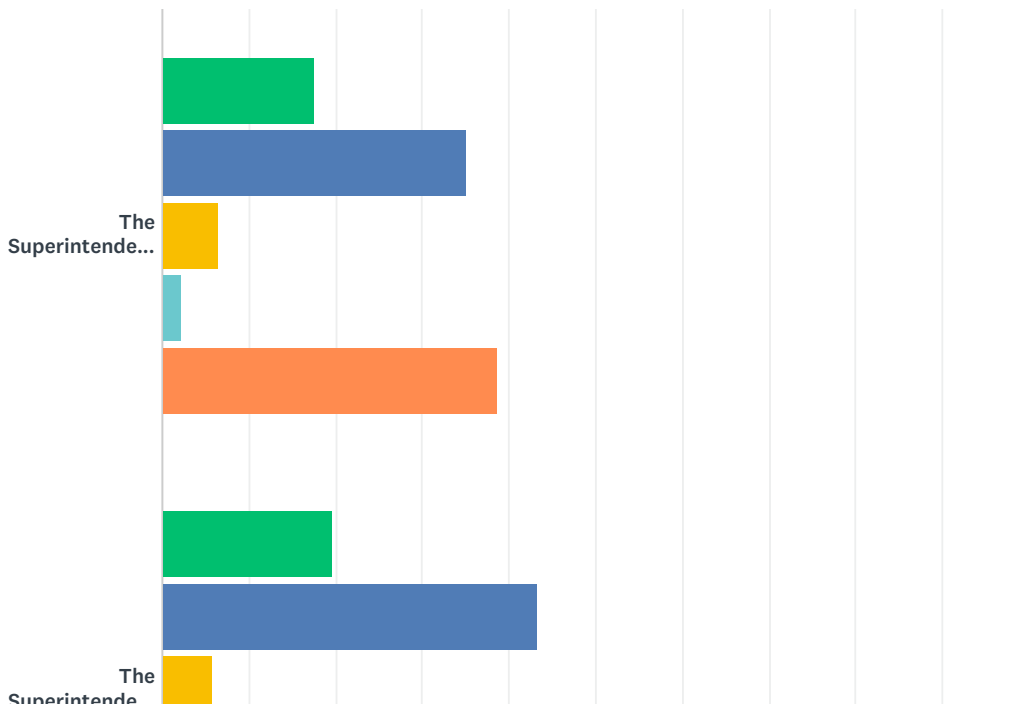
ISD 719 Parent Satisfaction Survey (17-18)



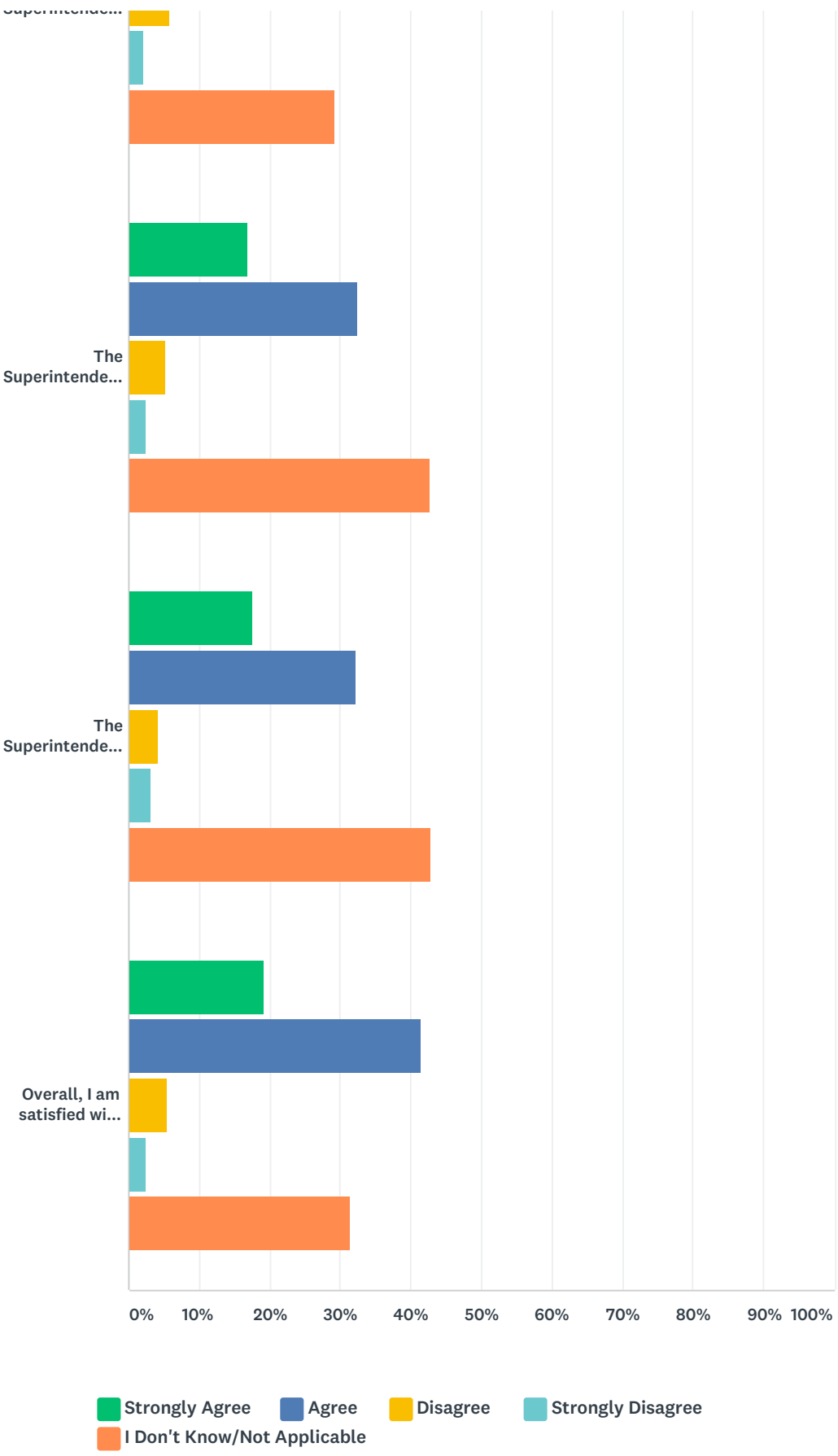
ANSWER CHOICES	RESPONSES	
Strongly Agree	25.61%	377
Agree	61.35%	903
Disagree	6.66%	98
Strongly Disagree	2.04%	30
I Don't Know/Not Applicable	4.35%	64
TOTAL		1,472

Q20 Please answer the following questions about the Superintendent:

Answered: 1,455 Skipped: 286



ISD 719 Parent Satisfaction Survey (17-18)

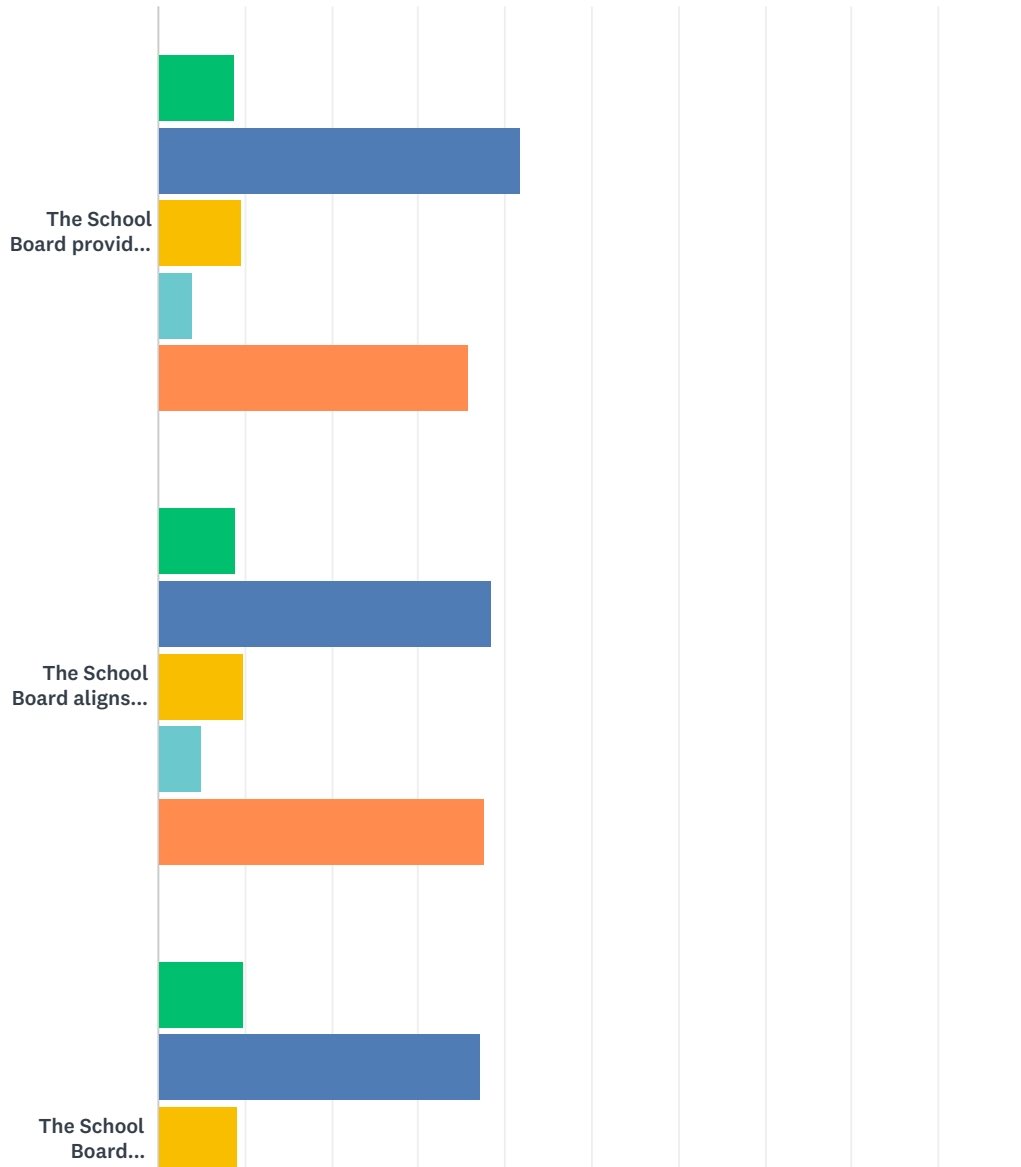


ISD 719 Parent Satisfaction Survey (17-18)

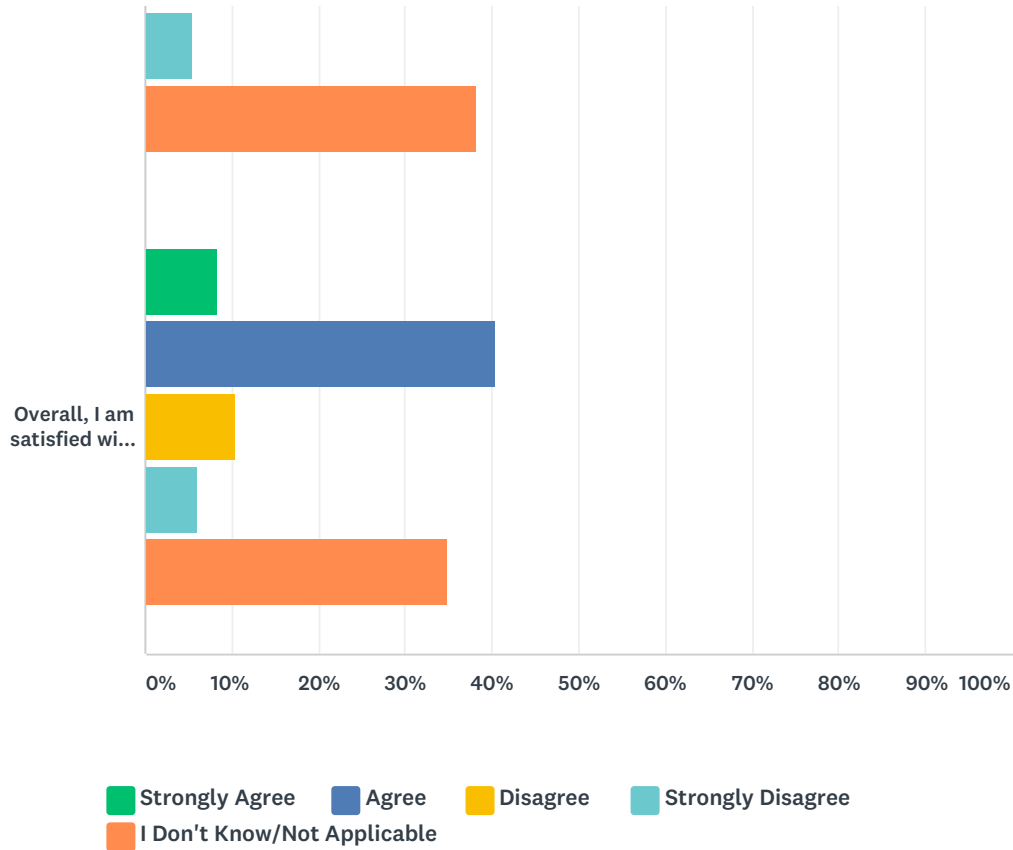
	STRONGLY AGREE	AGREE	DISAGREE	STRONGLY DISAGREE	I DON'T KNOW/NOT APPLICABLE	TOTAL
The Superintendent is visible and accessible in the district.	17.54% 255	35.08% 510	6.40% 93	2.34% 34	38.65% 562	1,454
The Superintendent communicates a clear vision of excellence and continuous improvement consistent with the goals of the school district.	19.63% 285	43.25% 628	5.79% 84	2.00% 29	29.34% 426	1,452
The Superintendent works collaboratively with staff, families, and community members to promote and support the mission and goals of the district.	17.01% 247	32.51% 472	5.17% 75	2.55% 37	42.77% 621	1,452
The Superintendent creates an atmosphere of trust and mutual respect with staff and community.	17.51% 254	32.18% 467	4.20% 61	3.24% 47	42.87% 622	1,451
Overall, I am satisfied with the Superintendent.	19.31% 279	41.38% 598	5.40% 78	2.49% 36	31.42% 454	1,445

Q21 Please answer the following questions about the School Board:

Answered: 1,448 Skipped: 293



ISD 719 Parent Satisfaction Survey (17-18)



	STRONGLY AGREE	AGREE	DISAGREE	STRONGLY DISAGREE	I DON'T KNOW/NOT APPLICABLE	TOTAL
The School Board provides the vision and mission necessary to meet the needs of students in our community.	8.78% 127	41.74% 604	9.61% 139	4.01% 58	35.87% 519	1,447
The School Board aligns the resources of the district to the goals they hope to achieve.	8.92% 129	38.52% 557	9.75% 141	5.05% 73	37.76% 546	1,446
The School Board encourages community and staff collaboration in the direction of the school district.	9.83% 142	37.16% 537	9.27% 134	5.47% 79	38.27% 553	1,445
Overall, I am satisfied with the School Board.	8.33% 120	40.28% 580	10.42% 150	6.11% 88	34.86% 502	1,440

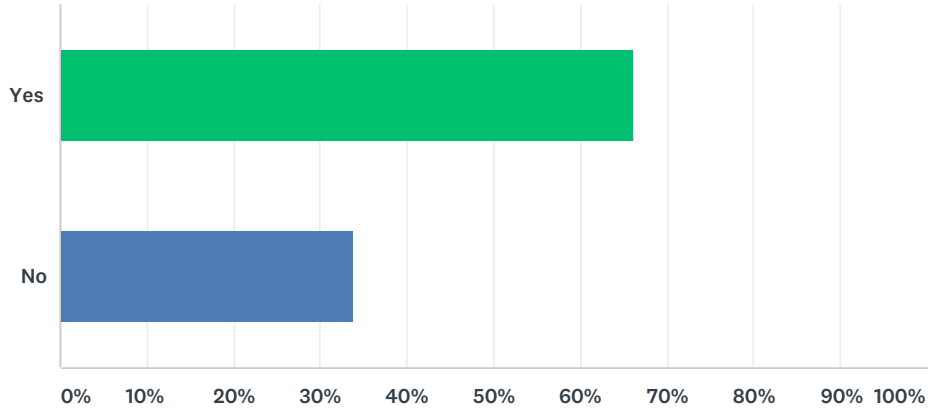
Q22 (Optional) Comments about this section:

Answered: 191 Skipped: 1,550

Q23 Have you, or members of your household, participated in any Community Education programs (Kids' Company, Community Ed Classes) during the past two years?

Answered: 1,465 Skipped: 276

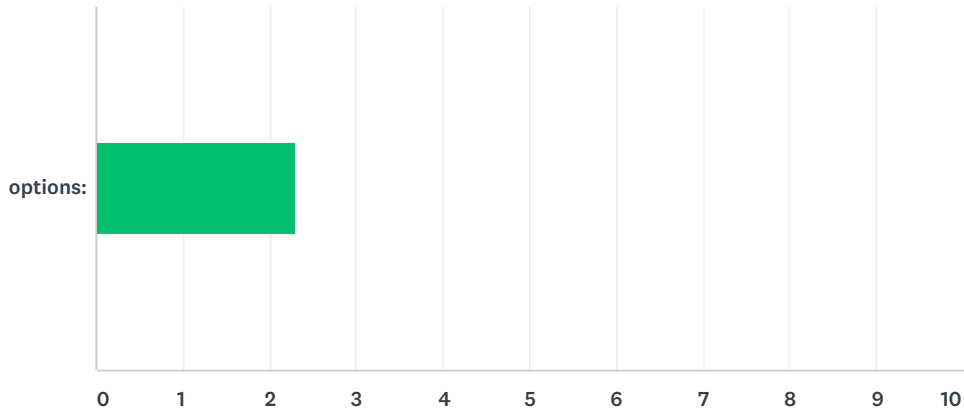
ISD 719 Parent Satisfaction Survey (17-18)



ANSWER CHOICES	RESPONSES
Yes	66.01% 967
No	33.99% 498
TOTAL	1,465

Q24 Community Education offers innovative and engaging activities, programs and services for me or my child.

Answered: 1,457 Skipped: 284



	STRONGLY AGREE	AGREE	DISAGREE	STRONGLY DISAGREE	I DON'T KNOW/NOT APPLICABLE	TOTAL	WEIGHTED AVERAGE
options:	29.03% 423	49.49% 721	2.54% 37	0.55% 8	18.39% 268	1,457	2.30

Q25 (Optional) Comments about this section:

Answered: 128 Skipped: 1,613