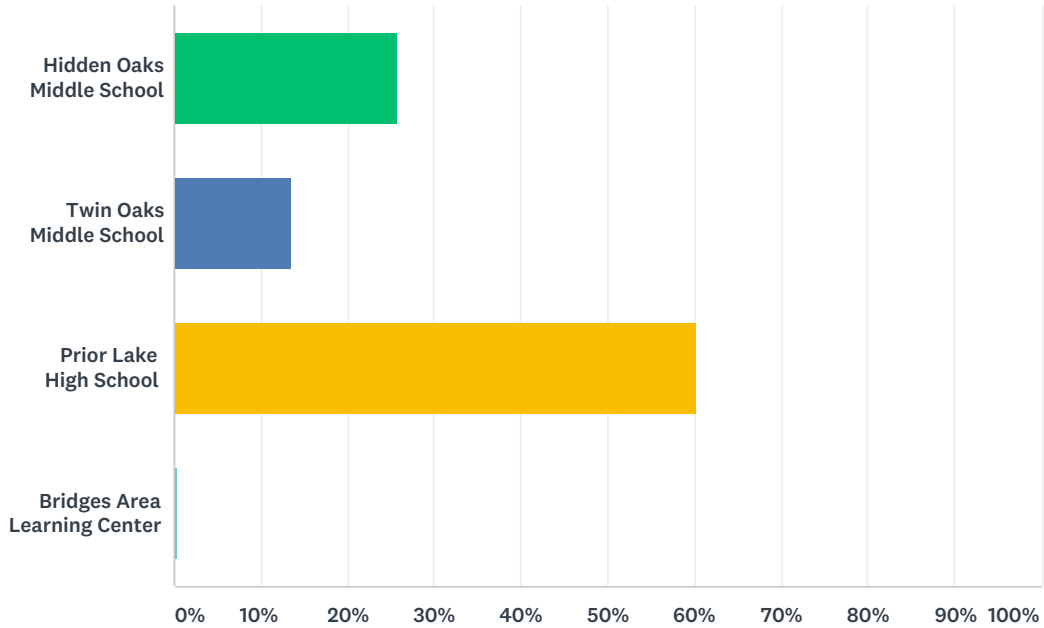


### Q1 My school is:

Answered: 3,276 Skipped: 7

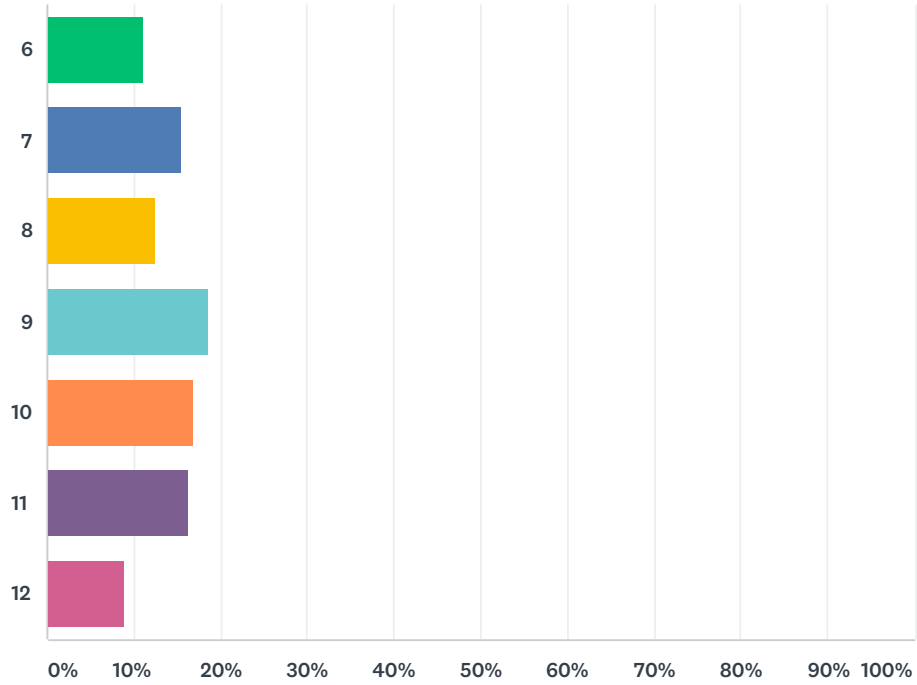


ANSWER CHOICES	RESPONSES	
Hidden Oaks Middle School	25.64%	840
Twin Oaks Middle School	13.61%	446
Prior Lake High School	60.23%	1,973
Bridges Area Learning Center	0.52%	17
<b>TOTAL</b>		<b>3,276</b>

### Q2 I am in grade:

Answered: 3,273 Skipped: 10

### ISD 719 Secondary Student Satisfaction Survey (17-18)

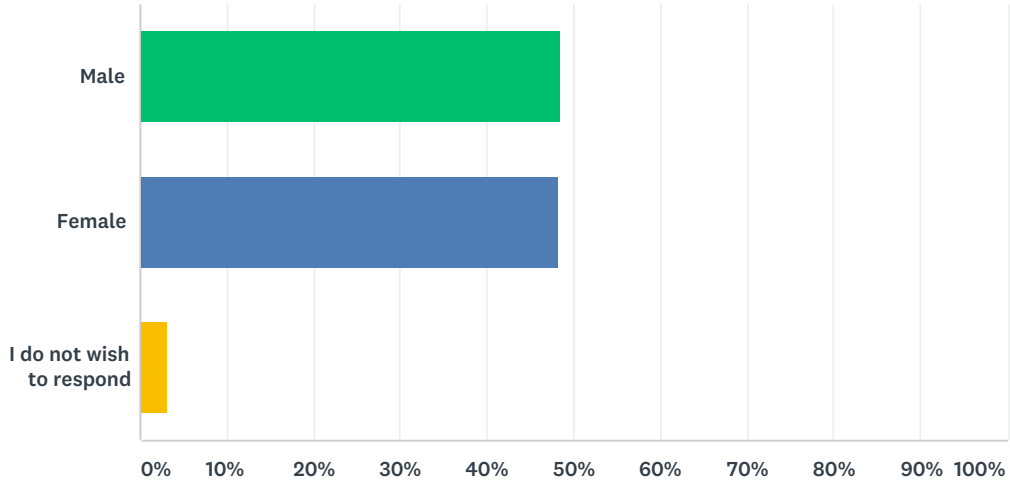


ANSWER CHOICES	RESPONSES	
6	11.06%	362
7	15.40%	504
8	12.53%	410
9	18.52%	606
10	17.02%	557
11	16.41%	537
12	9.07%	297
<b>TOTAL</b>		<b>3,273</b>

### Q3 I am:

Answered: 3,230 Skipped: 53

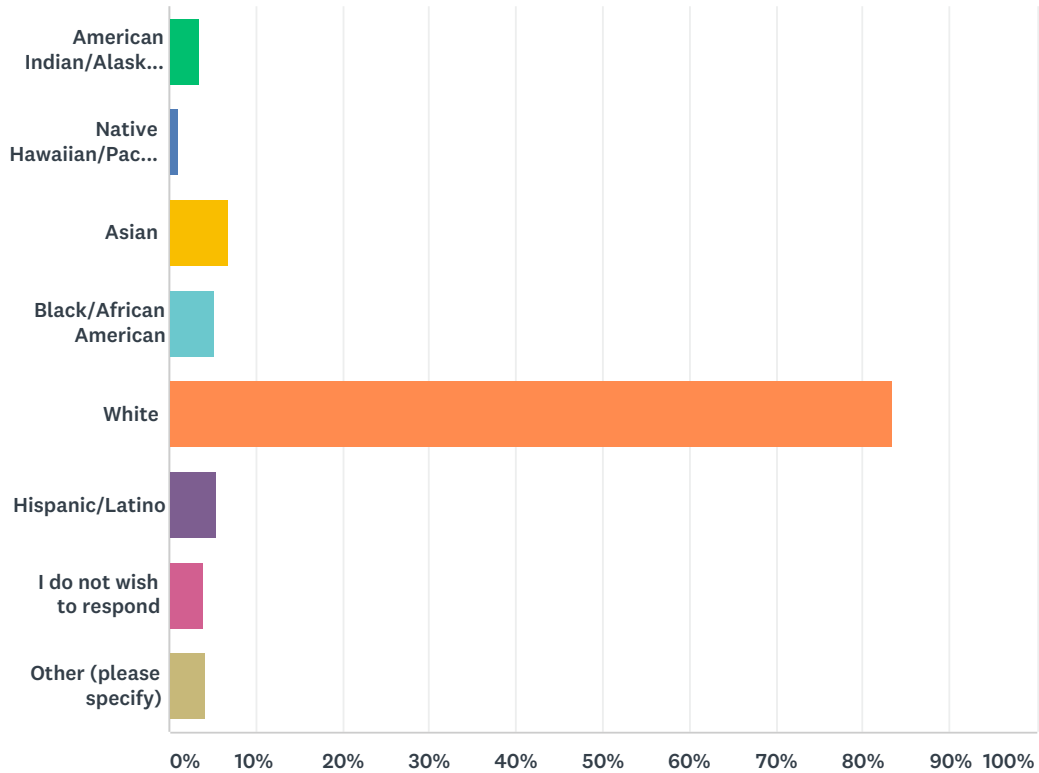
## ISD 719 Secondary Student Satisfaction Survey (17-18)



ANSWER CHOICES	RESPONSES	
Male	48.45%	1,565
Female	48.33%	1,561
I do not wish to respond	3.22%	104
<b>TOTAL</b>		<b>3,230</b>

## Q4 I am: (check all that apply)

Answered: 3,274 Skipped: 9



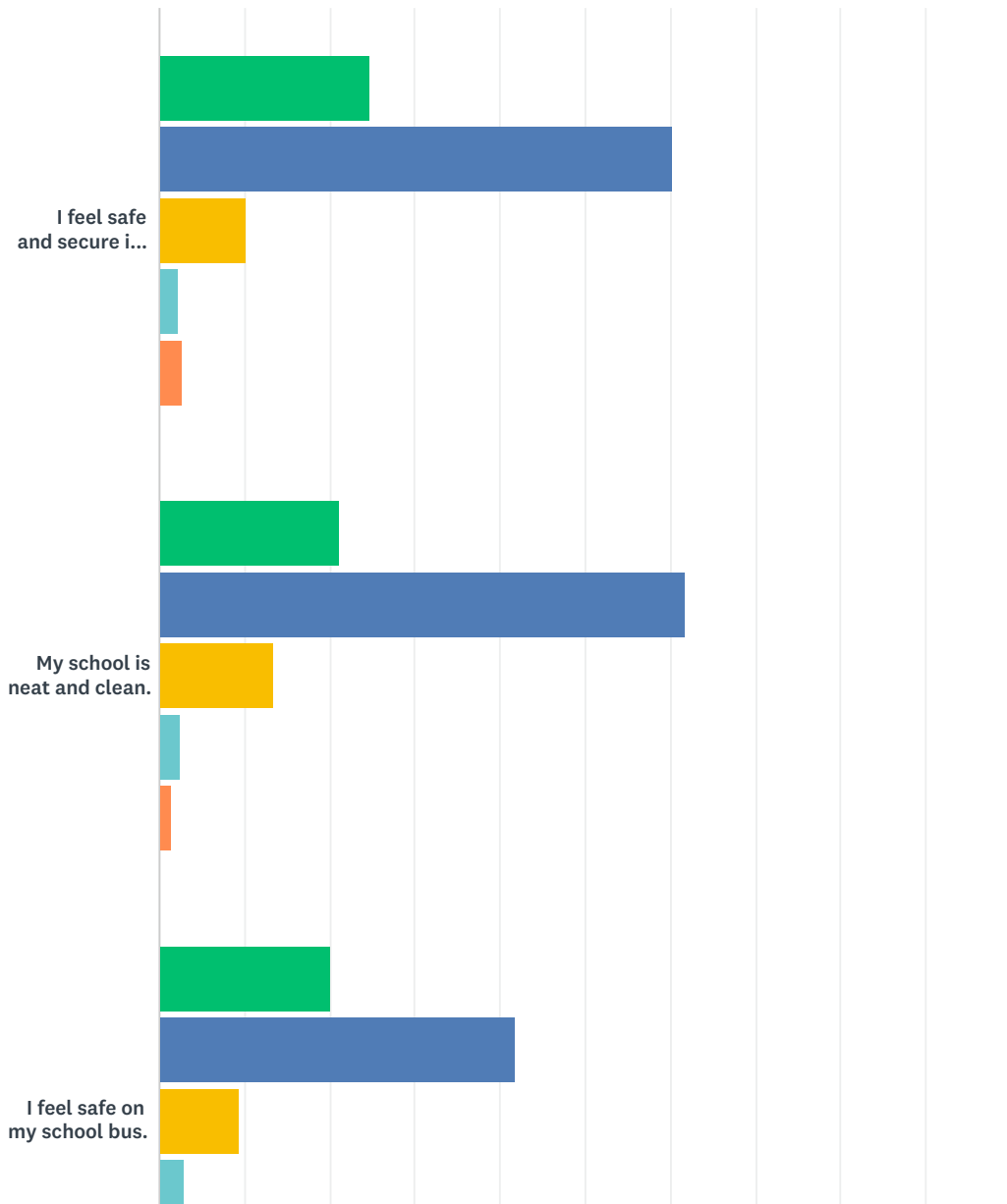
ANSWER CHOICES	RESPONSES
----------------	-----------

## ISD 719 Secondary Student Satisfaction Survey (17-18)

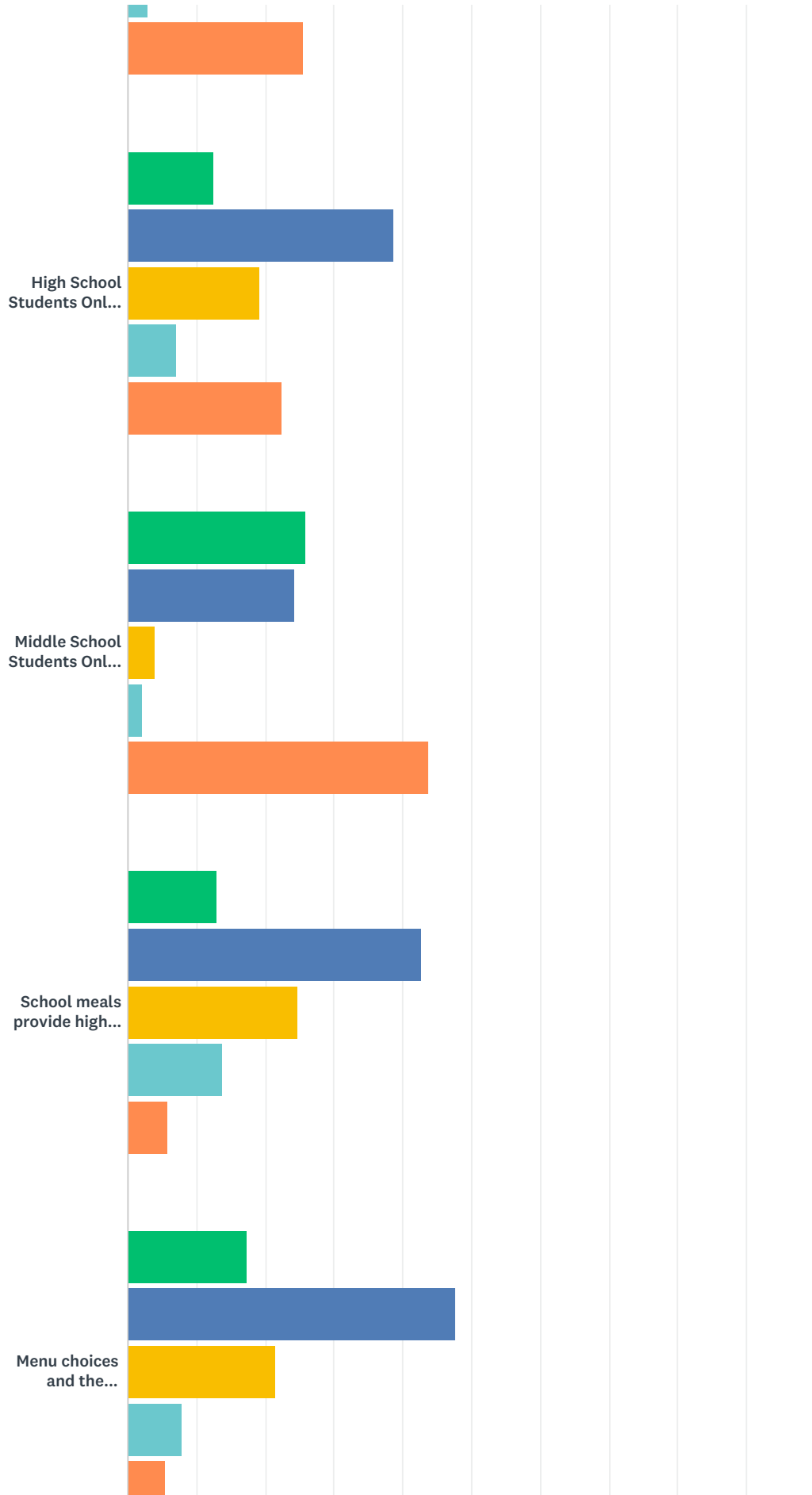
American Indian/Alaskan Native	3.54%	116
Native Hawaiian/Pacific Islander	0.98%	32
Asian	6.87%	225
Black/African American	5.22%	171
White	83.54%	2,735
Hispanic/Latino	5.35%	175
I do not wish to respond	3.88%	127
Other (please specify)	4.22%	138
Total Respondents: 3,274		

### Q5 Please answer questions about your school environment.

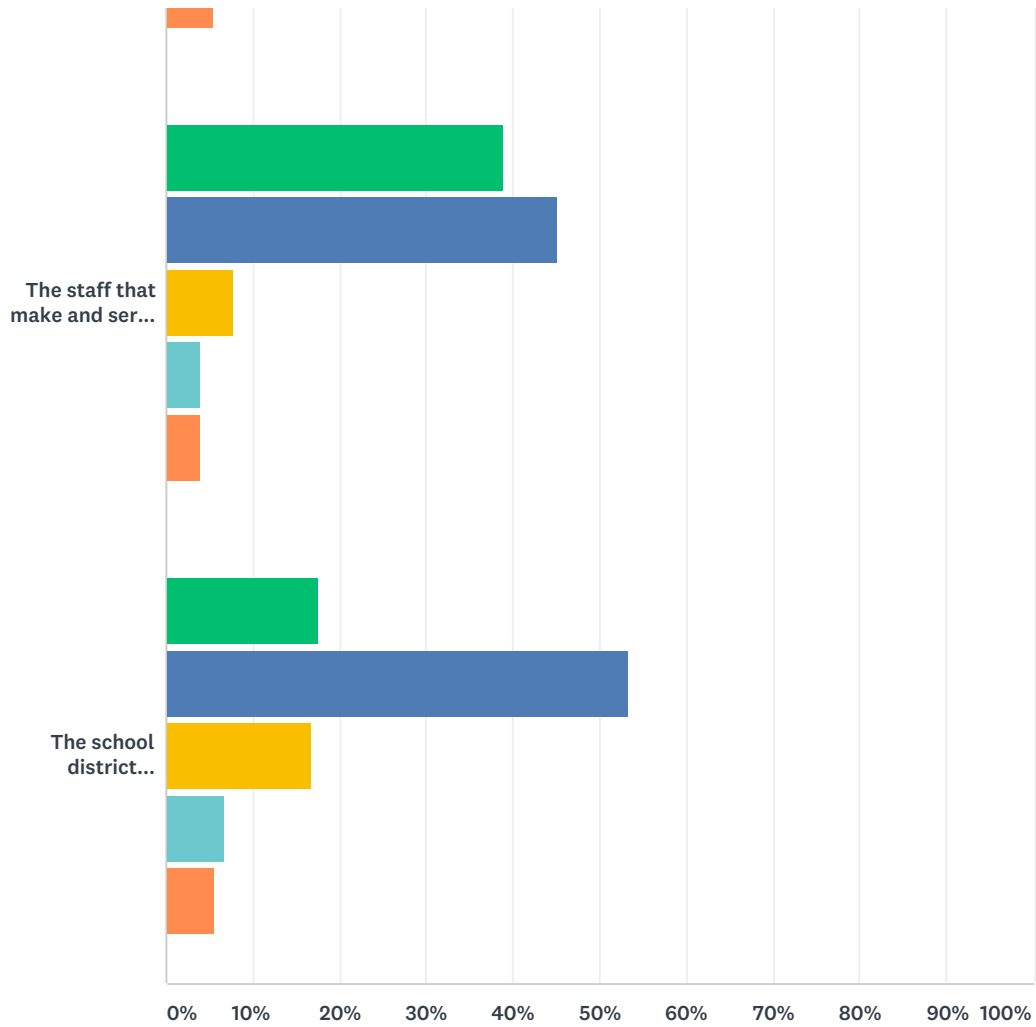
Answered: 3,201    Skipped: 82



ISD 719 Secondary Student Satisfaction Survey (17-18)



## ISD 719 Secondary Student Satisfaction Survey (17-18)



■ Strongly Agree   
 ■ Agree   
 ■ Disagree   
 ■ Strongly Disagree  
■ I Don't Know/Not Applicable

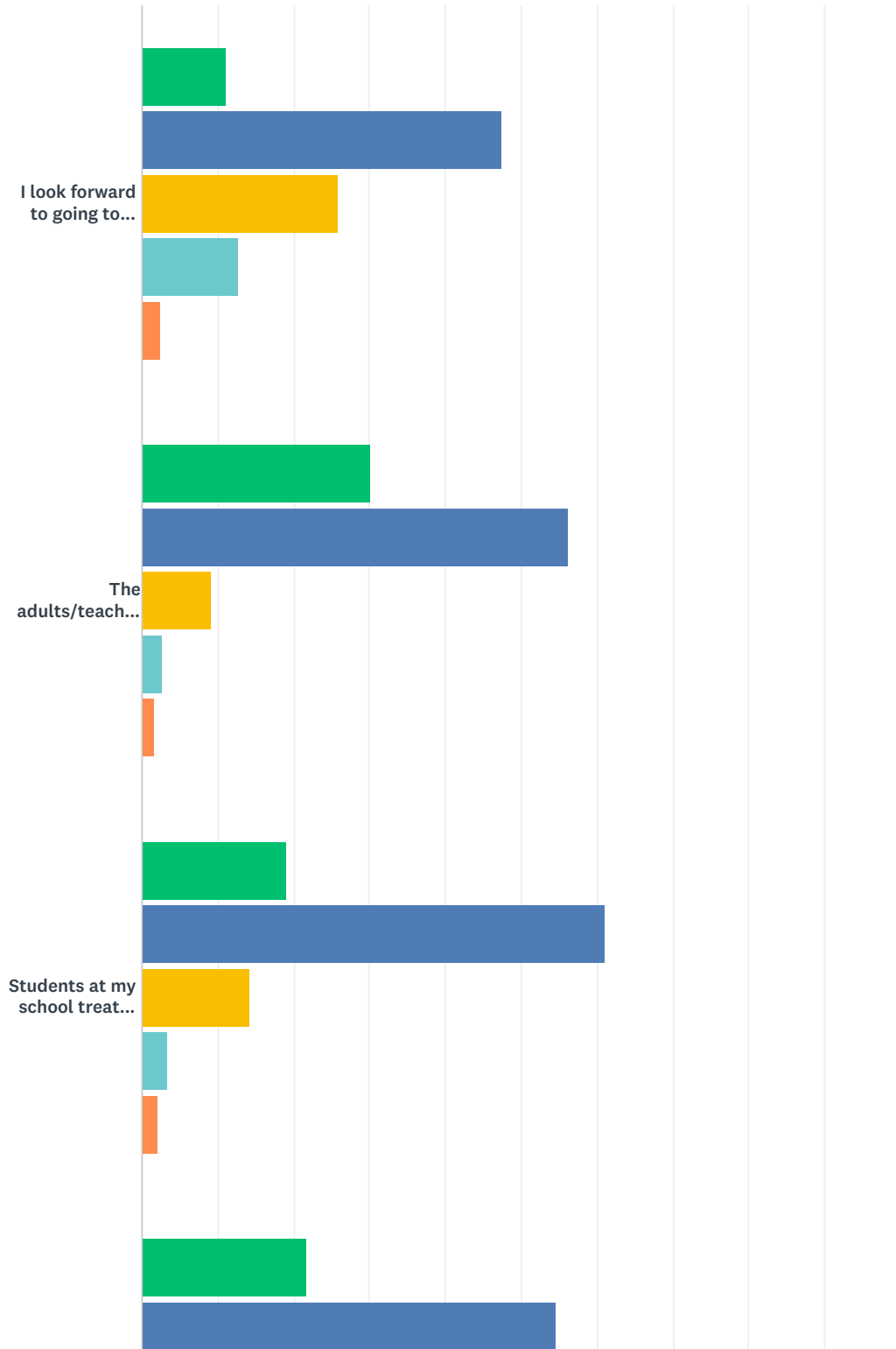
	STRONGLY AGREE	AGREE	DISAGREE	STRONGLY DISAGREE	I DON'T KNOW/NOT APPLICABLE	TOTAL
I feel safe and secure in my school.	24.59% 785	60.19% 1,922	10.34% 330	2.25% 72	2.63% 84	3,193
My school is neat and clean.	21.10% 674	61.65% 1,969	13.40% 428	2.44% 78	1.41% 45	3,194
I feel safe on my school bus.	20.15% 631	41.94% 1,313	9.49% 297	2.91% 91	25.52% 799	3,131
High School Students Only: I feel safe in the school parking lot.	12.56% 307	38.73% 947	19.30% 472	7.03% 172	22.37% 547	2,445
Middle School Students Only: I feel safe crossing the street during the school day between Hidden Oaks and Twin Oaks.	25.95% 588	24.32% 551	3.88% 88	2.12% 48	43.73% 991	2,266
School meals provide high quality at a good value.	13.05% 416	42.66% 1,360	24.65% 786	13.77% 439	5.87% 187	3,188
Menu choices and the nutritional content are well communicated.	17.30% 547	47.66% 1,507	21.57% 682	7.94% 251	5.53% 175	3,162

## ISD 719 Secondary Student Satisfaction Survey (17-18)

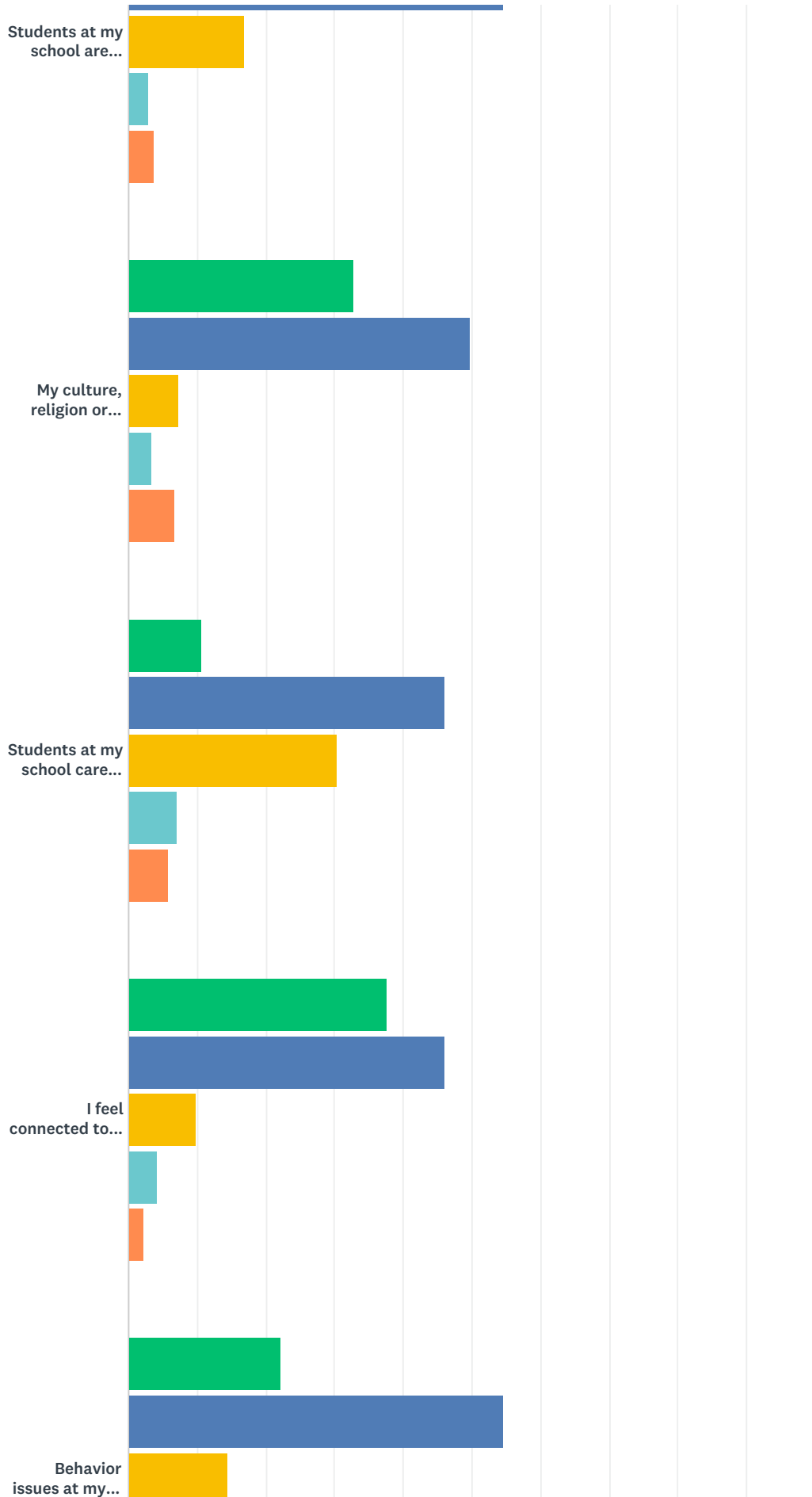
The staff that make and serve the meals are friendly and helpful.	39.02% 1,245	45.19% 1,442	7.83% 250	3.92% 125	4.04% 129	3,191
The school district provides healthy meals overall.	17.58% 561	53.35% 1,703	16.70% 533	6.80% 217	5.58% 178	3,192

### Q6 Please answer the following questions about your school culture.

Answered: 3,161    Skipped: 122

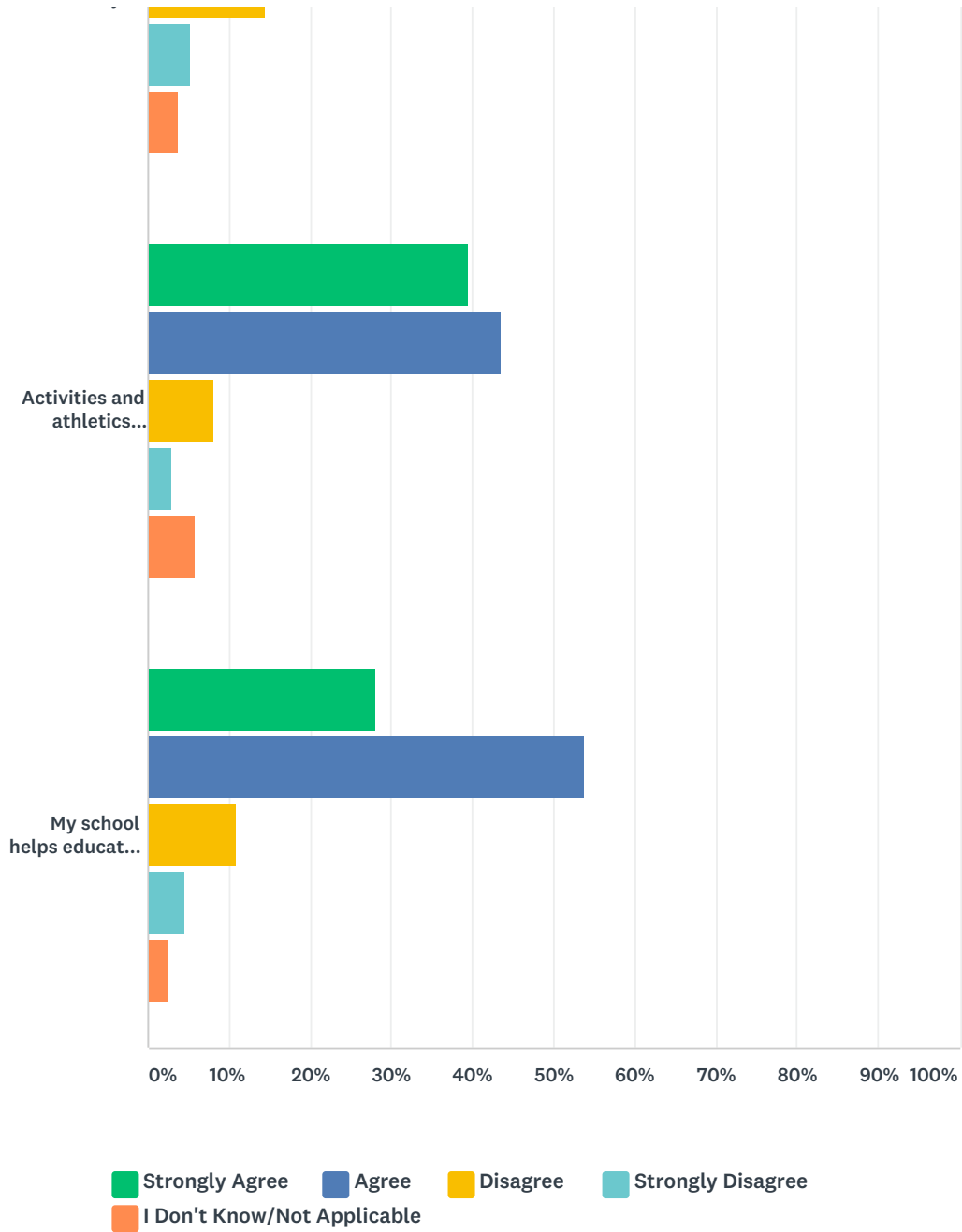


ISD 719 Secondary Student Satisfaction Survey (17-18)





## ISD 719 Secondary Student Satisfaction Survey (17-18)



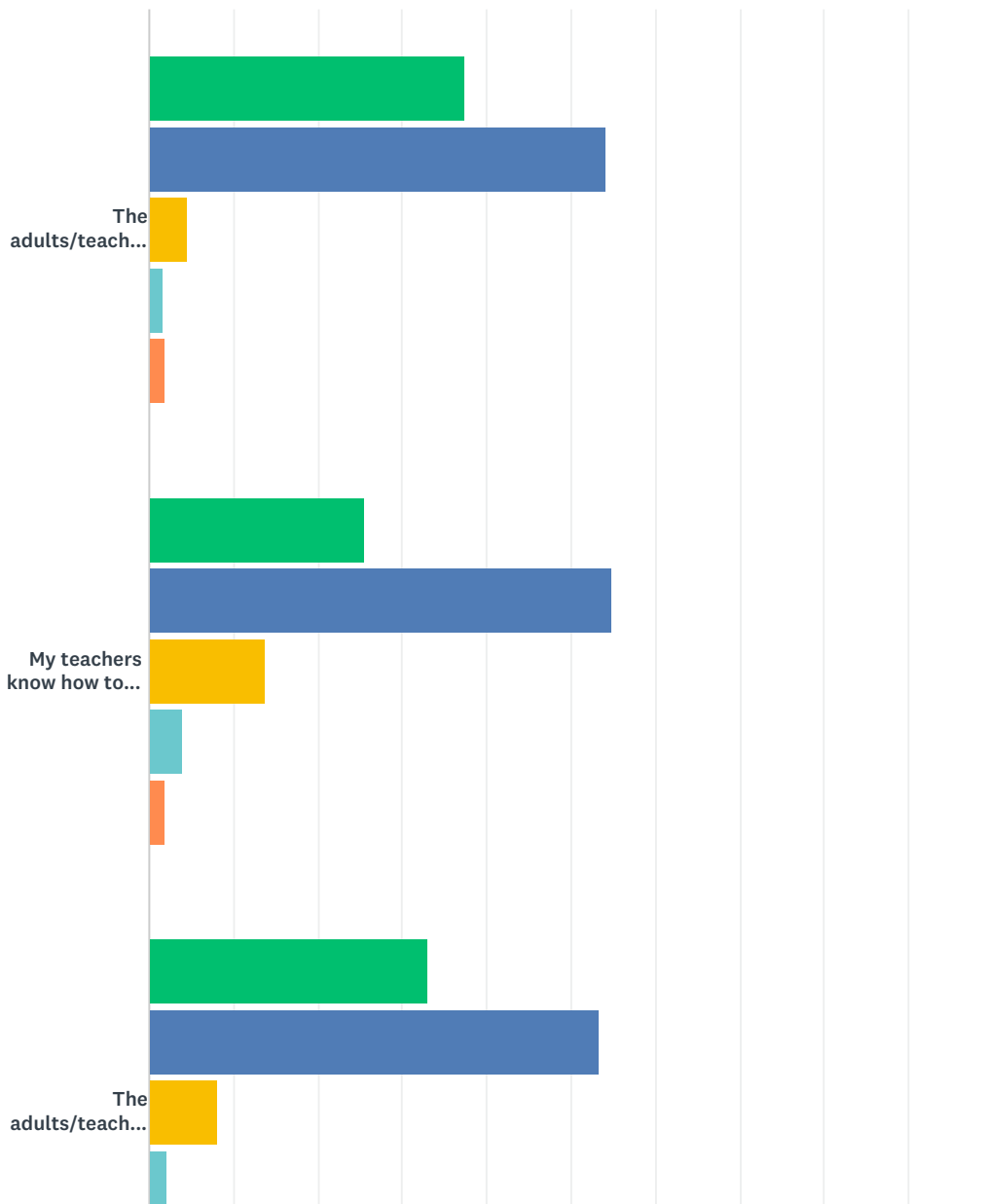
	STRONGLY AGREE	AGREE	DISAGREE	STRONGLY DISAGREE	I DON'T KNOW/NOT APPLICABLE	TOTAL
I look forward to going to school.	11.06% 349	47.56% 1,501	26.05% 822	12.83% 405	2.50% 79	3,156
The adults/teachers in the building treat me with respect.	30.03% 946	56.32% 1,774	9.27% 292	2.79% 88	1.59% 50	3,150
Students at my school treat me with respect.	19.03% 595	61.08% 1,910	14.29% 447	3.42% 107	2.17% 68	3,127
Students at my school are celebrated for the good things they do.	21.70% 683	54.57% 1,718	17.03% 536	3.02% 95	3.68% 116	3,148
My culture, religion or ethnic heritage is respected by other students.	32.85% 1,034	49.71% 1,565	7.40% 233	3.27% 103	6.77% 213	3,148
Students at my school care about nature and the environment.	10.59% 333	46.04% 1,448	30.30% 953	7.15% 225	5.91% 186	3,145

ISD 719 Secondary Student Satisfaction Survey (17-18)

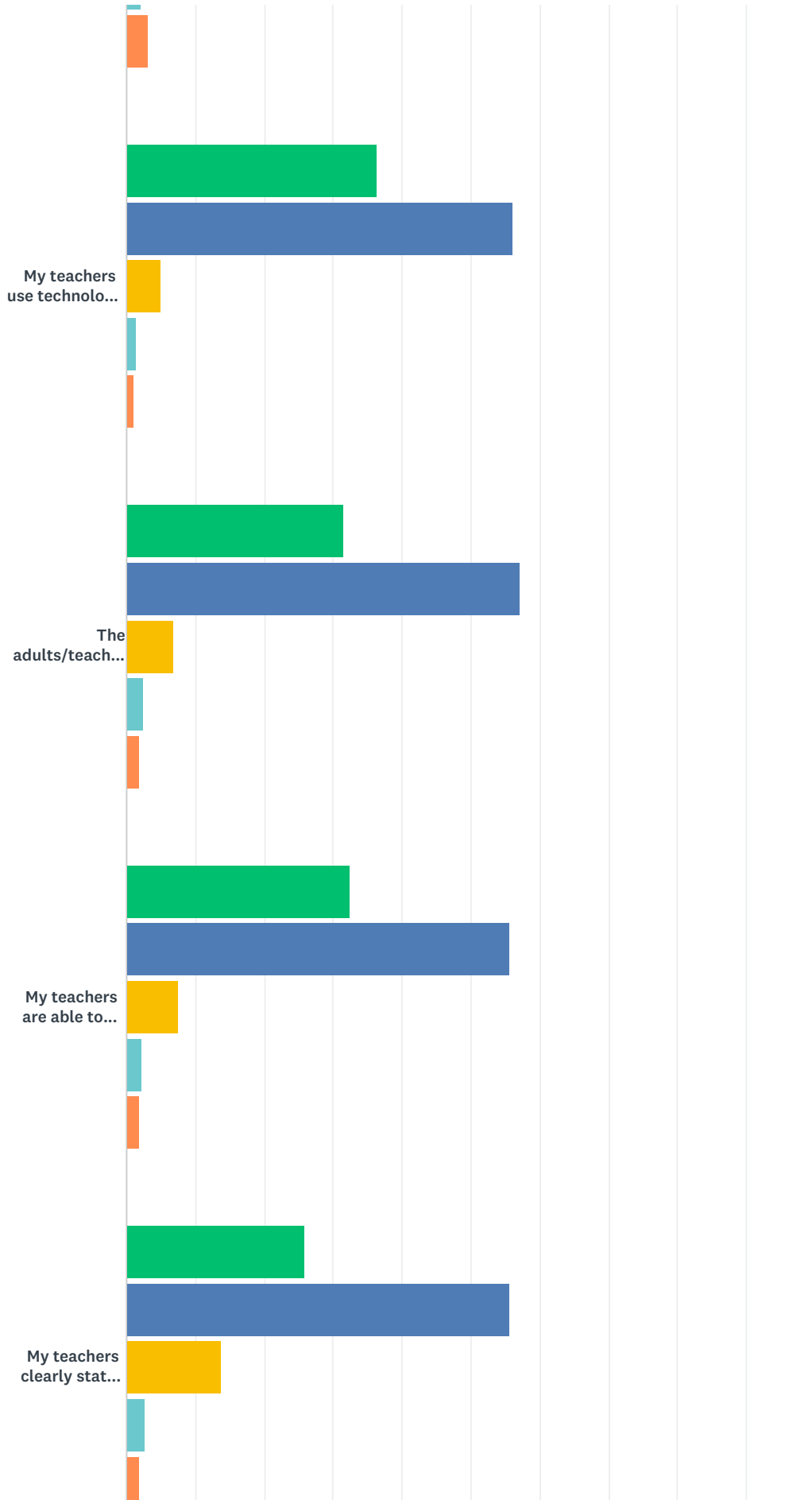
I feel connected to at least one adult in my school.	37.69% 1,185	46.02% 1,447	9.76% 307	4.13% 130	2.39% 75	3,144
Behavior issues at my school are addressed.	22.25% 699	54.50% 1,712	14.45% 454	5.13% 161	3.66% 115	3,141
Activities and athletics enhance my experience and help me feel connected to my school.	39.55% 1,244	43.43% 1,366	8.20% 258	2.89% 91	5.91% 186	3,145
My school helps educate me to reach my full potential as a contributing member of an ever changing global community.	28.09% 883	53.82% 1,692	10.94% 344	4.68% 147	2.48% 78	3,144

**Q7 Please answer the following questions about the teachers/adults in your building.**

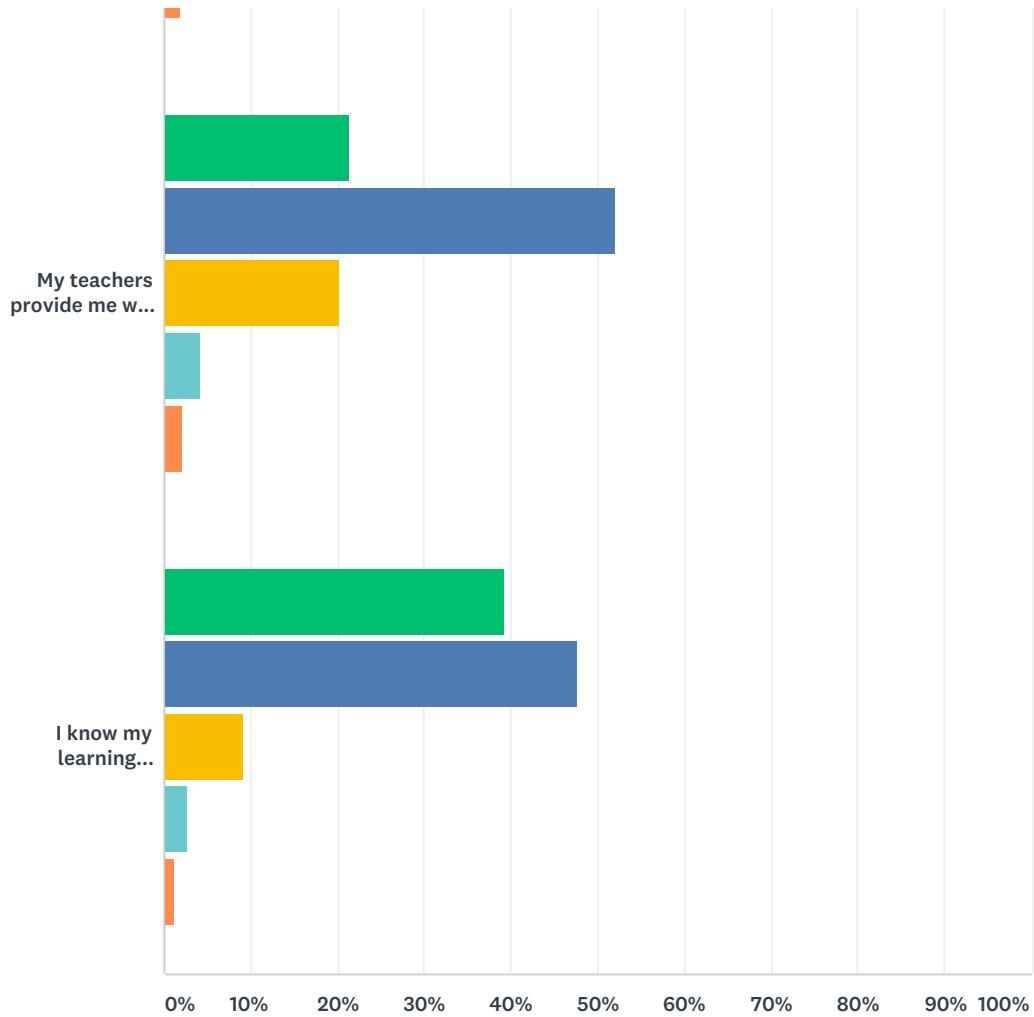
Answered: 3,109 Skipped: 174



ISD 719 Secondary Student Satisfaction Survey (17-18)



## ISD 719 Secondary Student Satisfaction Survey (17-18)



■ Strongly Agree   
 ■ Agree   
 ■ Disagree   
 ■ Strongly Disagree  
■ I Don't Know/Not Applicable

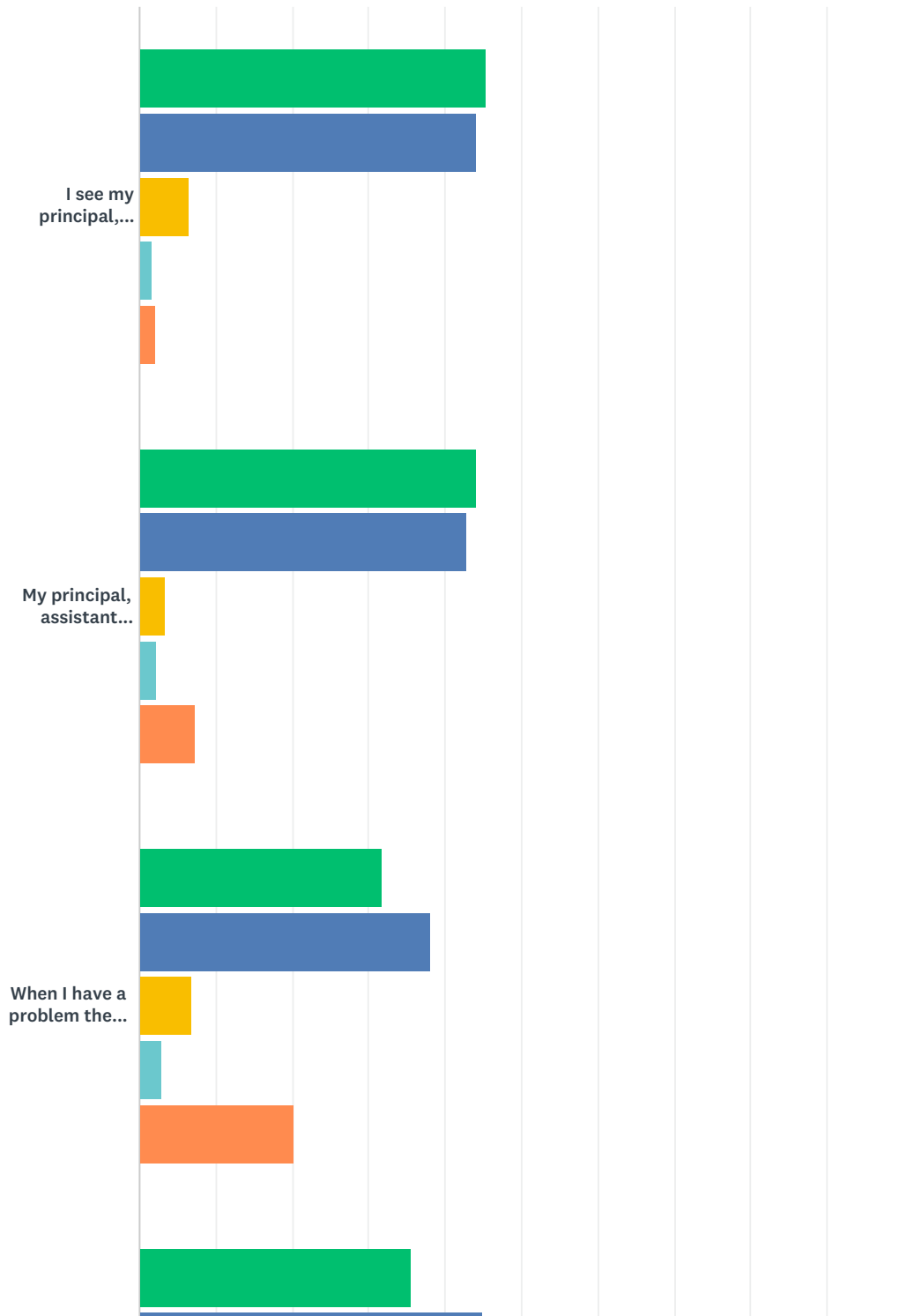
	STRONGLY AGREE	AGREE	DISAGREE	STRONGLY DISAGREE	I DON'T KNOW/NOT APPLICABLE	TOTAL
The adults/teachers believe I can learn and be successful.	37.49% 1,163	54.29% 1,684	4.51% 140	1.74% 54	1.97% 61	3,102
My teachers know how to teach so I can learn.	25.56% 793	54.84% 1,701	13.77% 427	3.90% 121	1.93% 60	3,102
The adults/teachers in my building have high expectations for me.	33.12% 1,023	53.35% 1,648	8.22% 254	2.14% 66	3.17% 98	3,089
My teachers use technology to help me learn.	36.43% 1,129	56.02% 1,736	4.97% 154	1.45% 45	1.13% 35	3,099
The adults/teachers in my building support me and encourage me to be successful.	31.64% 979	57.08% 1,766	6.92% 214	2.49% 77	1.87% 58	3,094
My teachers are able to meet with me and answer my questions when I need it.	32.43% 1,006	55.64% 1,726	7.61% 236	2.35% 73	1.97% 61	3,102
My teachers clearly state what I am expected to learn.	26.03% 805	55.58% 1,719	13.90% 430	2.62% 81	1.88% 58	3,093

## ISD 719 Secondary Student Satisfaction Survey (17-18)

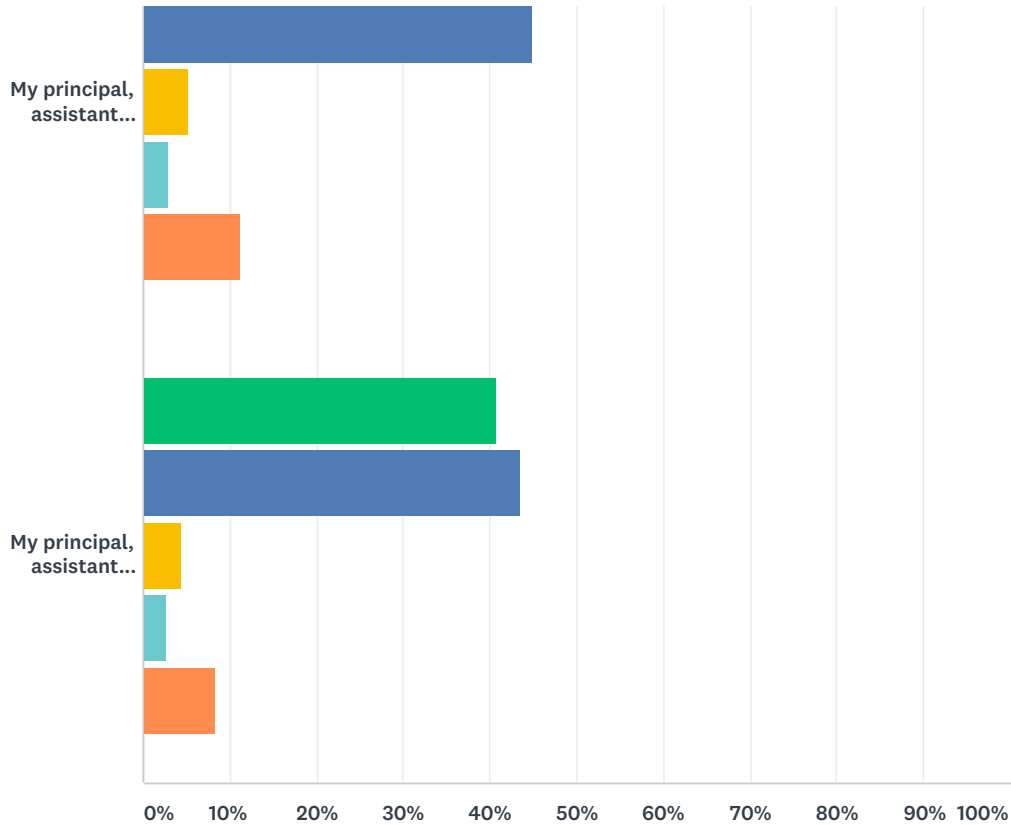
My teachers provide me with frequent feedback so I can improve my learning.	21.34%	52.11%	20.21%	4.17%	2.16%	3,097
	661	1,614	626	129	67	
I know my learning progress and what my grades are at all times.	39.31%	47.72%	9.15%	2.62%	1.20%	3,093
	1,216	1,476	283	81	37	

### Q8 Please answer the following questions about your school principal, assistant principal(s) and dean(s).

Answered: 3,078    Skipped: 205



## ISD 719 Secondary Student Satisfaction Survey (17-18)



■ Strongly Agree   
 ■ Agree   
 ■ Disagree   
 ■ Strongly Disagree  
■ I Don't Know/Not Applicable

	STRONGLY AGREE	AGREE	DISAGREE	STRONGLY DISAGREE	I DON'T KNOW/NOT APPLICABLE	TOTAL
I see my principal, assistant principal(s) and dean(s) around school.	45.42% 1,397	44.18% 1,359	6.50% 200	1.76% 54	2.15% 66	3,076
My principal, assistant principal(s) and dean(s) treat me with respect.	44.22% 1,359	42.79% 1,315	3.38% 104	2.28% 70	7.32% 225	3,073
When I have a problem the principal, assistant principal(s) and dean(s) listen and help me.	31.76% 975	38.08% 1,169	6.94% 213	2.93% 90	20.29% 623	3,070
My principal, assistant principal(s) and dean(s) help to resolve behavior issues.	35.64% 1,092	44.94% 1,377	5.32% 163	2.84% 87	11.26% 345	3,064
My principal, assistant principal(s) and dean(s) care about my future and my academic success.	40.89% 1,254	43.46% 1,333	4.43% 136	2.77% 85	8.44% 259	3,067

### Q9 What do you like most about your school?

Answered: 2,853    Skipped: 430

### Q10 Please share ideas for making your school better.

Answered: 2,598    Skipped: 685